


EUC NORD

Resultater



@Ventures
Elektivselsundersøgelse

Indholdsfortegnelse

Indholdsfortegnelse..... **Fejl! Bogmærke er ikke defineret.**

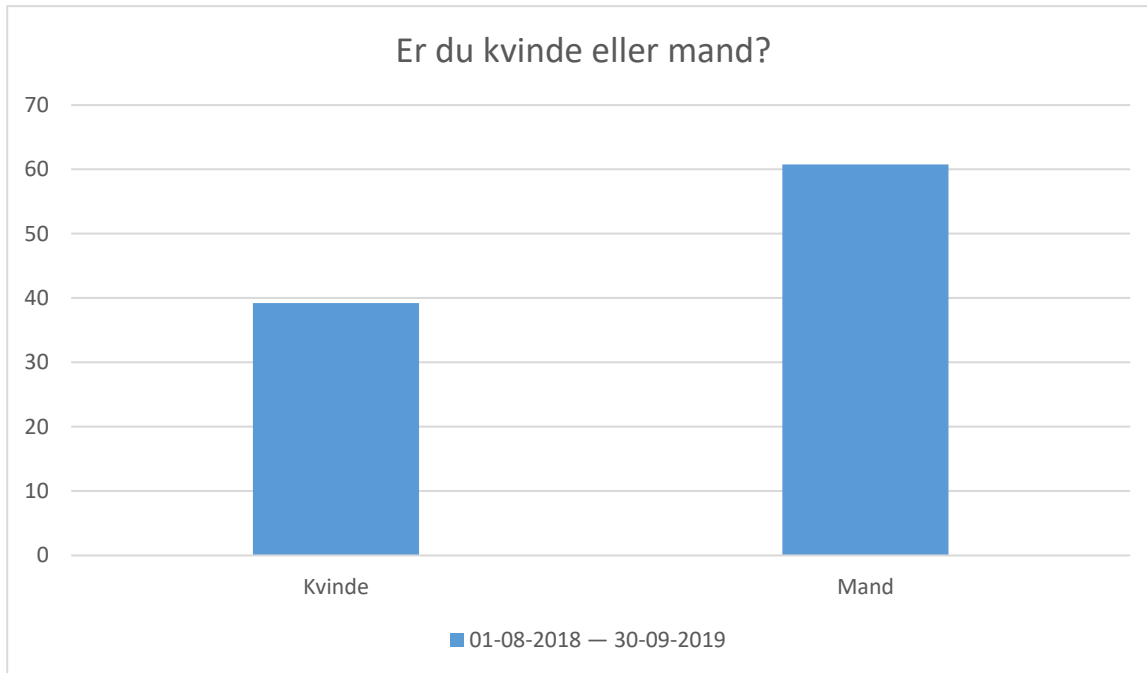
Overskrift..... **Fejl! Bogmærke er ikke defineret.**

Underoverskrift..... **Fejl! Bogmærke er ikke defineret.**

Tabel..... **Fejl! Bogmærke er ikke defineret.**

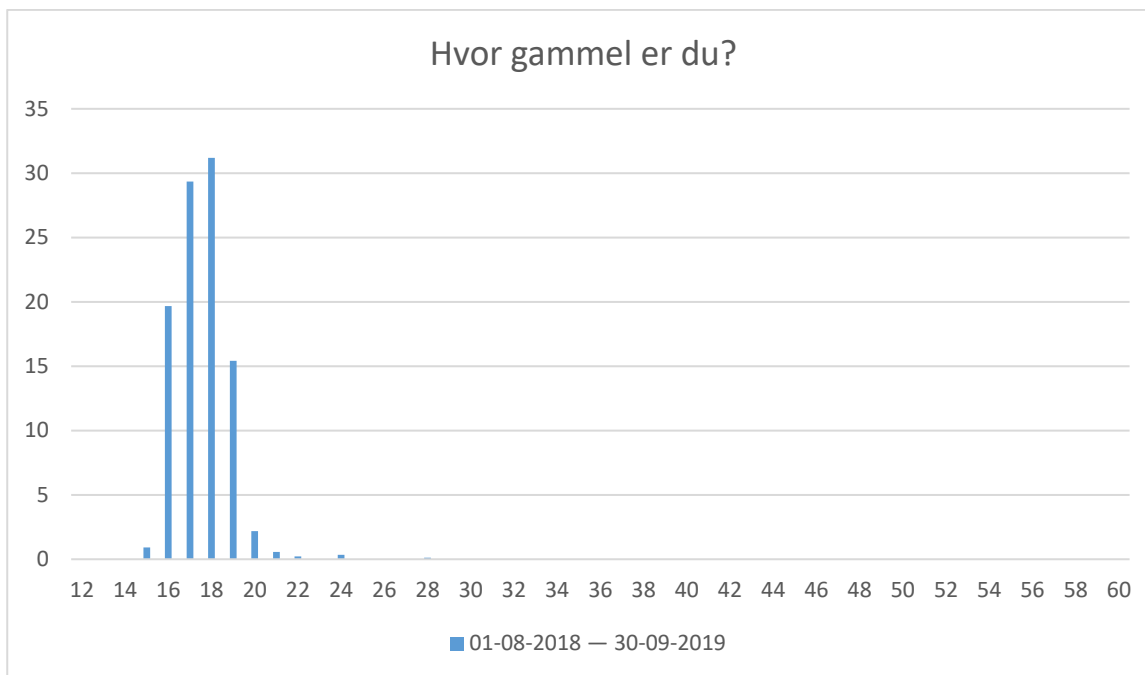
Diagrammer..... **Fejl! Bogmærke er ikke defineret.**

Afsnit A



01-08-2018 — 30-09-2019; Gennemsnit og spredning kan ikke beregnes.

Svarmulighed	01-08-2018 — 30-09-2019: Antal	01-08-2018 — 30-09-2019: Andel (%)
Kvinde	341	39
Mand	528	61
Total	869	-

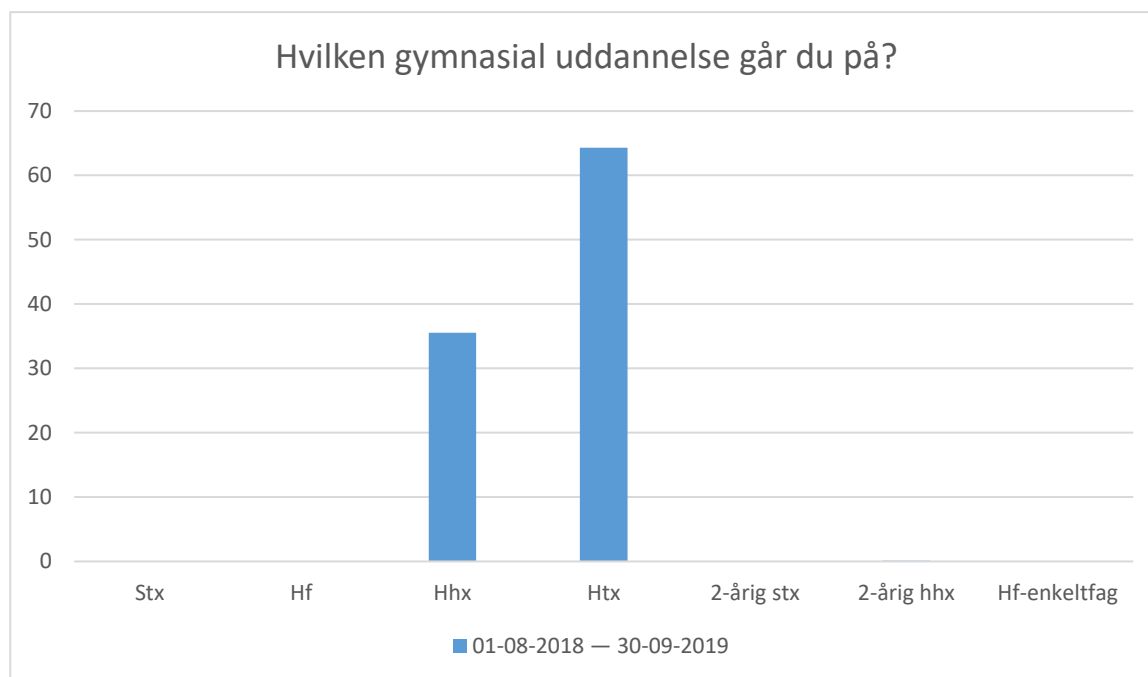


01-08-2018 — 30-09-2019; Gennemsnit: 17,5, spredning: 1,2

Svarmulighed	01-08-2018 — 30-09-2019: Antal	01-08-2018 — 30-09-2019: Andel (%)
12	0	0
13	0	0
14	0	0
15	8	1
16	171	20
17	255	29
18	271	31
19	134	15
20	19	2
21	5	1
22	2	0
23	0	0
24	3	0
25	0	0
26	0	0
27	0	0
28	1	0
29	0	0
30	0	0
31	0	0
32	0	0
33	0	0
34	0	0
35	0	0
36	0	0
37	0	0

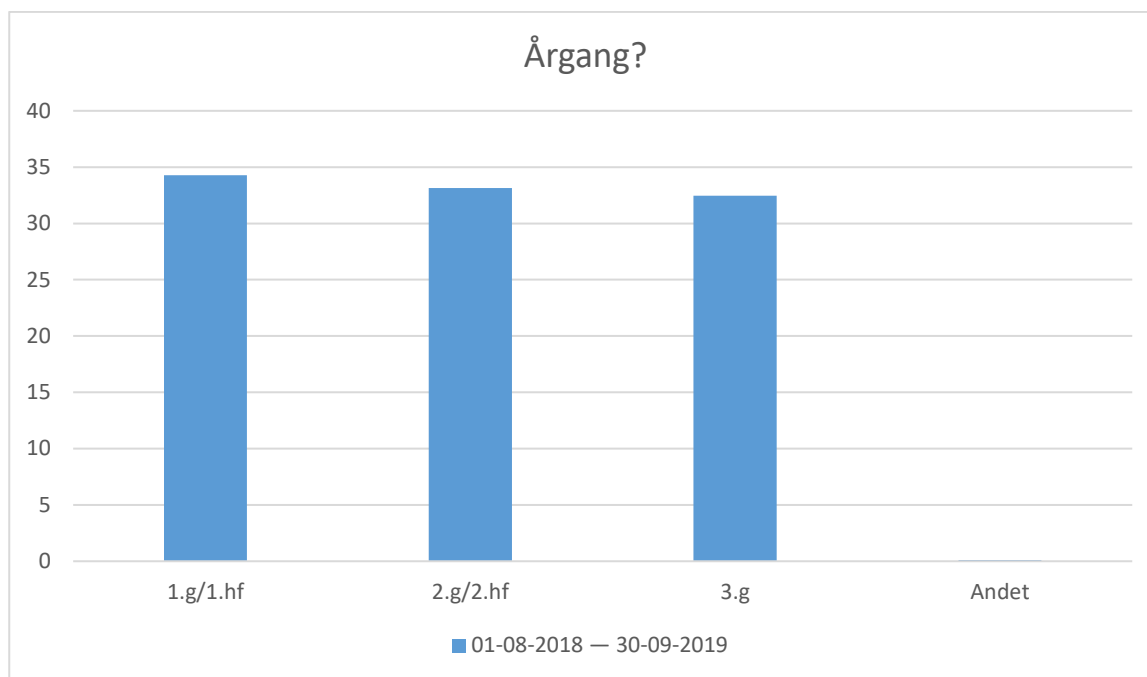
38	0	0
39	0	0
40	0	0
41	0	0
42	0	0
43	0	0
44	0	0
45	0	0
46	0	0
47	0	0
48	0	0
49	0	0
50	0	0
51	0	0
52	0	0
53	0	0
54	0	0
55	0	0
56	0	0
57	0	0
58	0	0
59	0	0
60	0	0
Total	869	-

Afsnit B



01-08-2018 — 30-09-2019; Gennemsnit og spredning kan ikke beregnes.

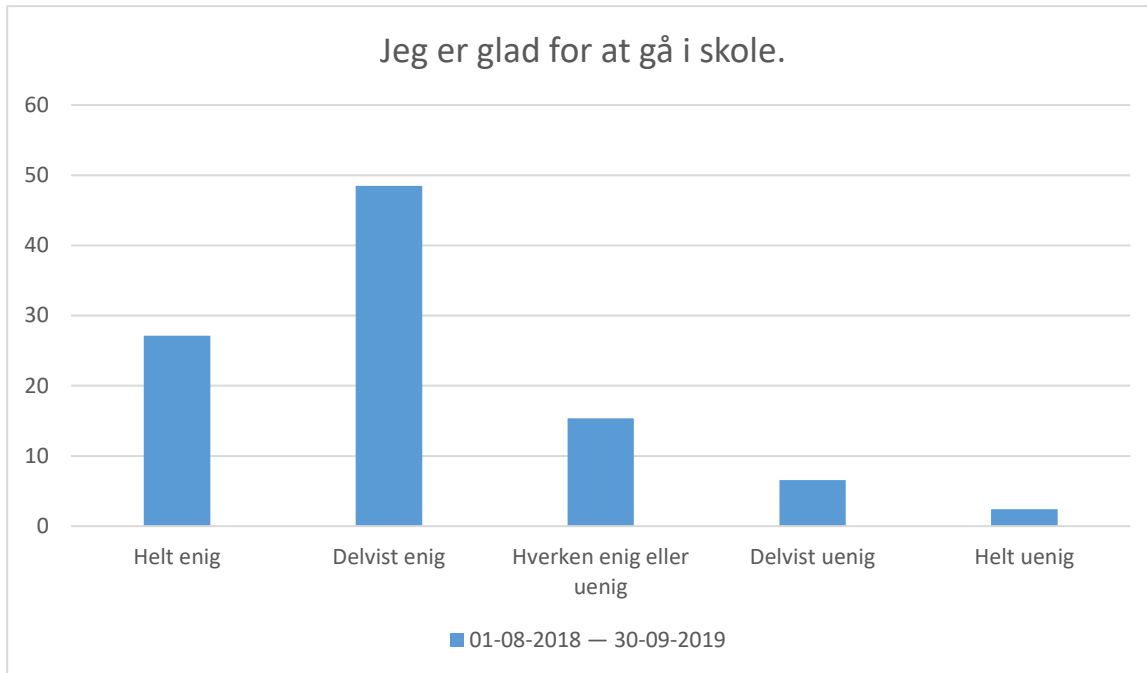
Svarmulighed	01-08-2018 — 30-09-2019: Antal	01-08-2018 — 30-09-2019: Andel (%)
Stx	0	0
Hf	0	0
Hhx	309	36
Htx	559	64
2-årig stx	0	0
2-årig hhx	1	0
Hf-enkeltfag	0	0
Total	869	-



01-08-2018 — 30-09-2019; Gennemsnit og spredning kan ikke beregnes.

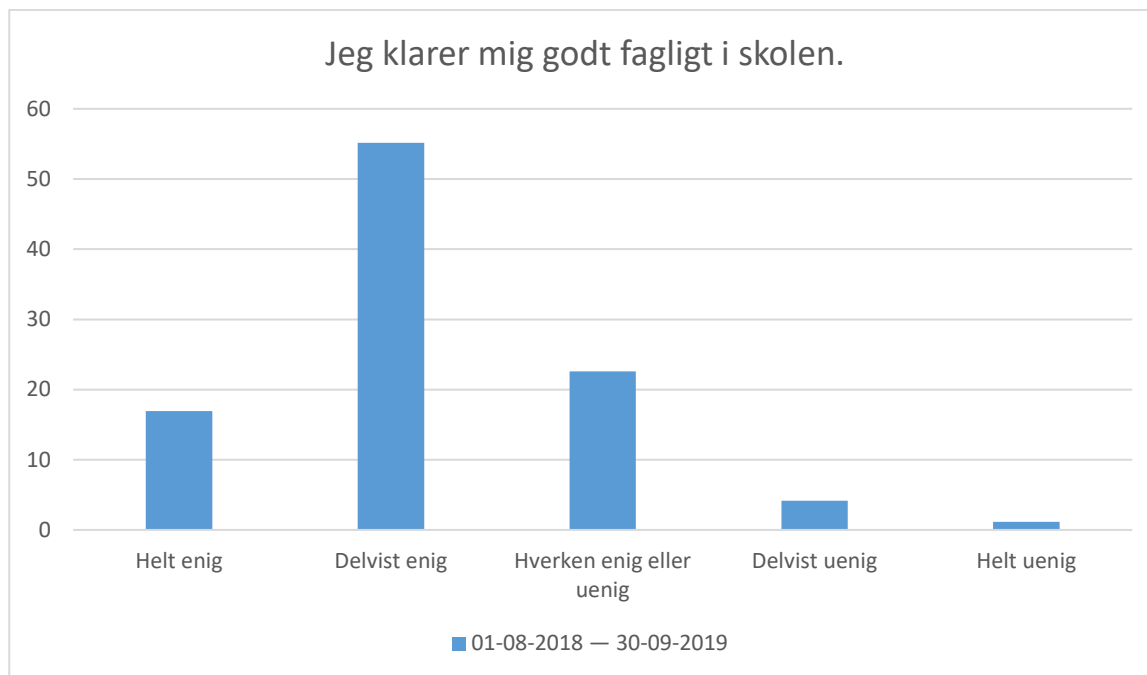
Svarmulighed	01-08-2018 — 30-09-2019: Antal	01-08-2018 — 30-09-2019: Andel (%)
1.g/1.hf	298	34
2.g/2.hf	288	33
3.g	282	32
Andet	1	0
Total	869	-

Afsnit C



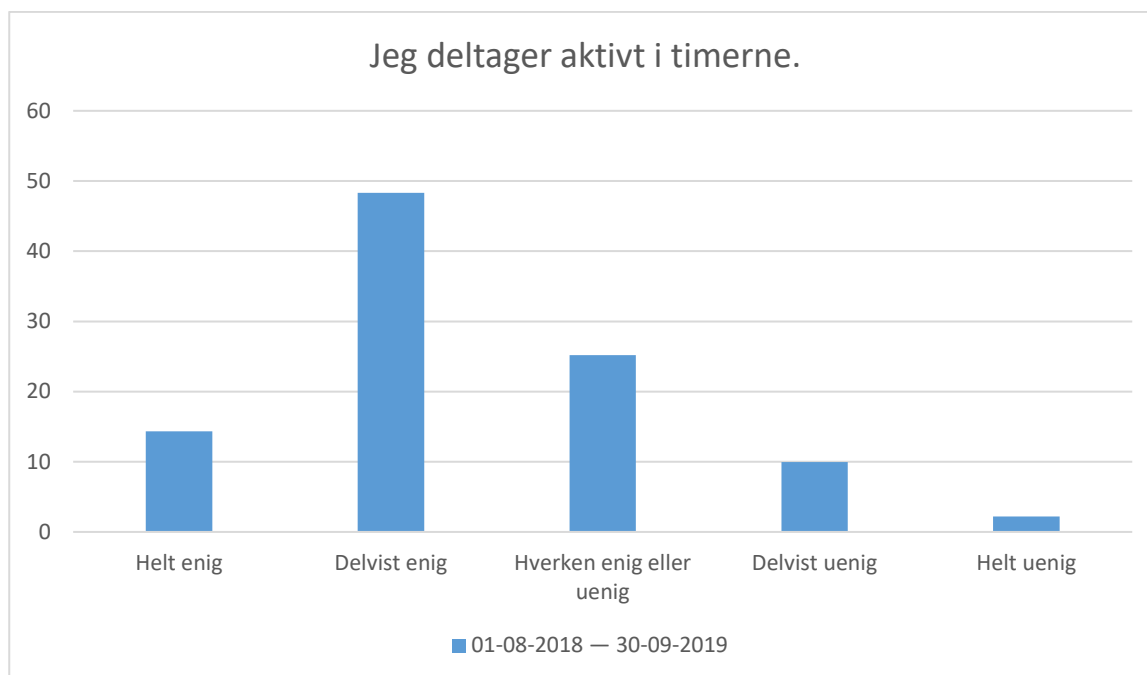
01-08-2018 — 30-09-2019; Gennemsnit: 3,9, spredning: 0,9

Svarmulighed	01-08-2018 — 30-09-2019: Antal	01-08-2018 — 30-09-2019: Andel (%)
Helt enig	235	27
Delvist enig	420	48
Hverken enig eller uenig	133	15
Delvist uenig	57	7
Helt uenig	21	2
Total	866	-



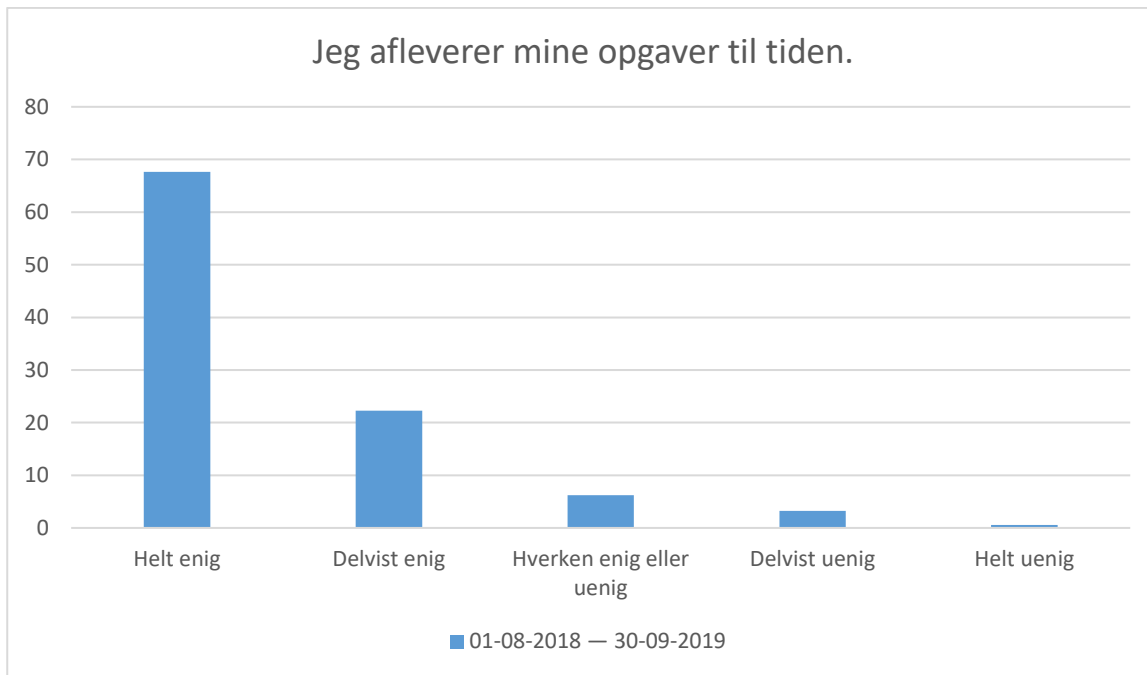
01-08-2018 — 30-09-2019; Gennemsnit: 3,8, spredning: 0,8

Svarmulighed	01-08-2018 — 30-09-2019: Antal	01-08-2018 — 30-09-2019: Andel (%)
Helt enig	146	17
Delvist enig	476	55
Hverken enig eller uenig	195	23
Delvist uenig	36	4
Helt uenig	10	1
Total	863	-



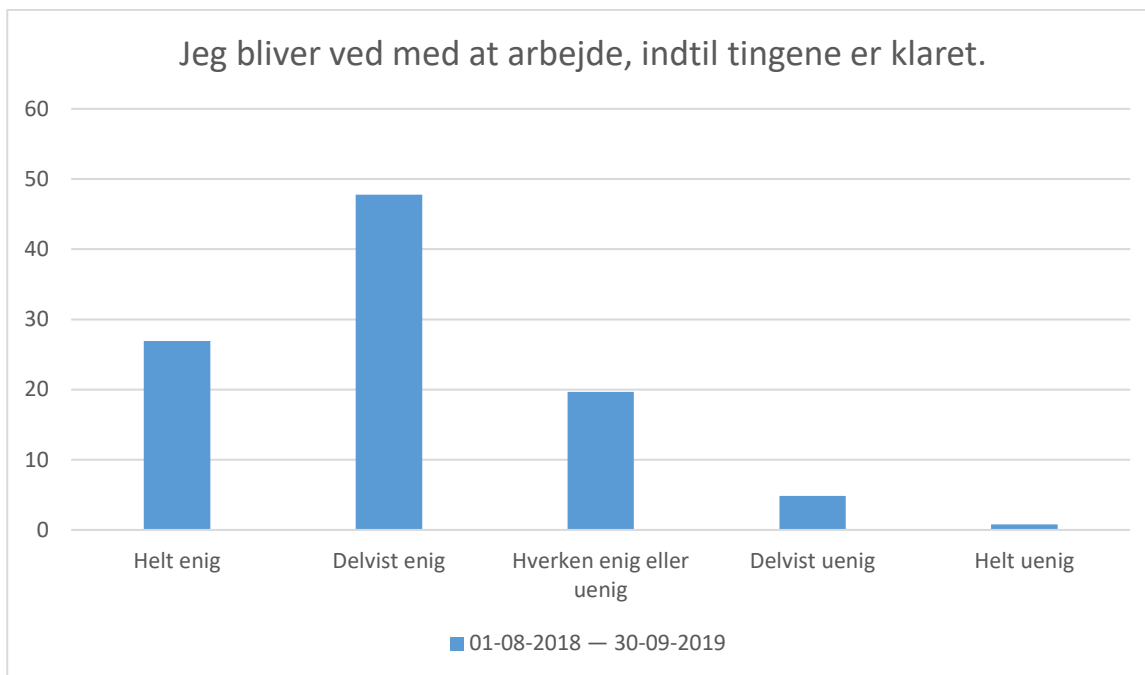
01-08-2018 — 30-09-2019; Gennemsnit: 3,6, spredning: 0,9

Svarmulighed	01-08-2018 — 30-09-2019: Antal	01-08-2018 — 30-09-2019: Andel (%)
Helt enig	124	14
Delvist enig	418	48
Hverken enig eller uenig	218	25
Delvist uenig	86	10
Helt uenig	19	2
Total	865	-



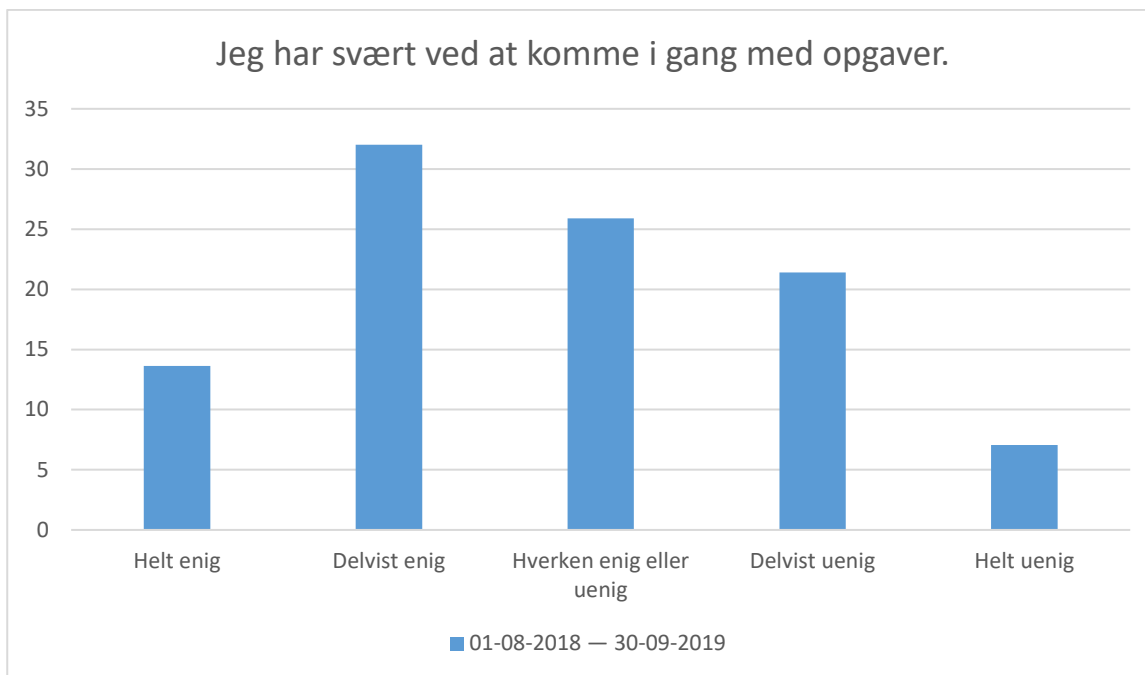
01-08-2018 — 30-09-2019; Gennemsnit: 4,5, spredning: 0,8

Svarmulighed	01-08-2018 — 30-09-2019: Antal	01-08-2018 — 30-09-2019: Andel (%)
Helt enig	586	68
Delvist enig	193	22
Hverken enig eller uenig	54	6
Delvist uenig	28	3
Helt uenig	5	1
Total	866	-



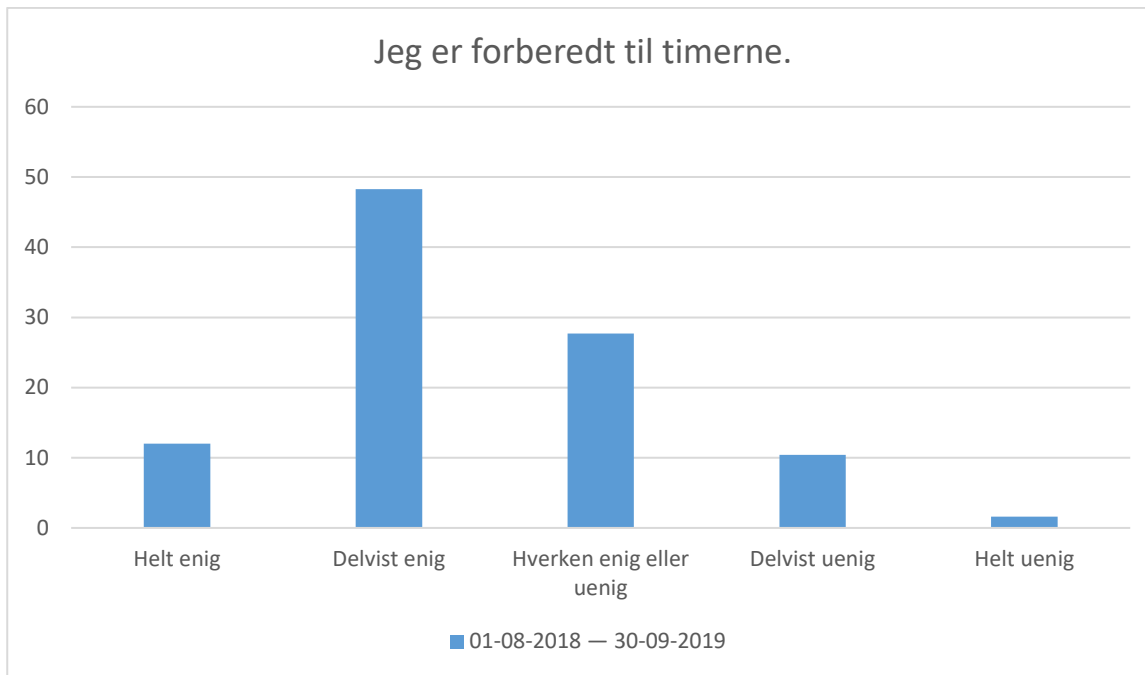
01-08-2018 — 30-09-2019; Gennemsnit: 4, spredning: 0,9

Svarmulighed	01-08-2018 — 30-09-2019: Antal	01-08-2018 — 30-09-2019: Andel (%)
Helt enig	233	27
Delvist enig	413	48
Hverken enig eller uenig	170	20
Delvist uenig	42	5
Helt uenig	7	1
Total	865	-



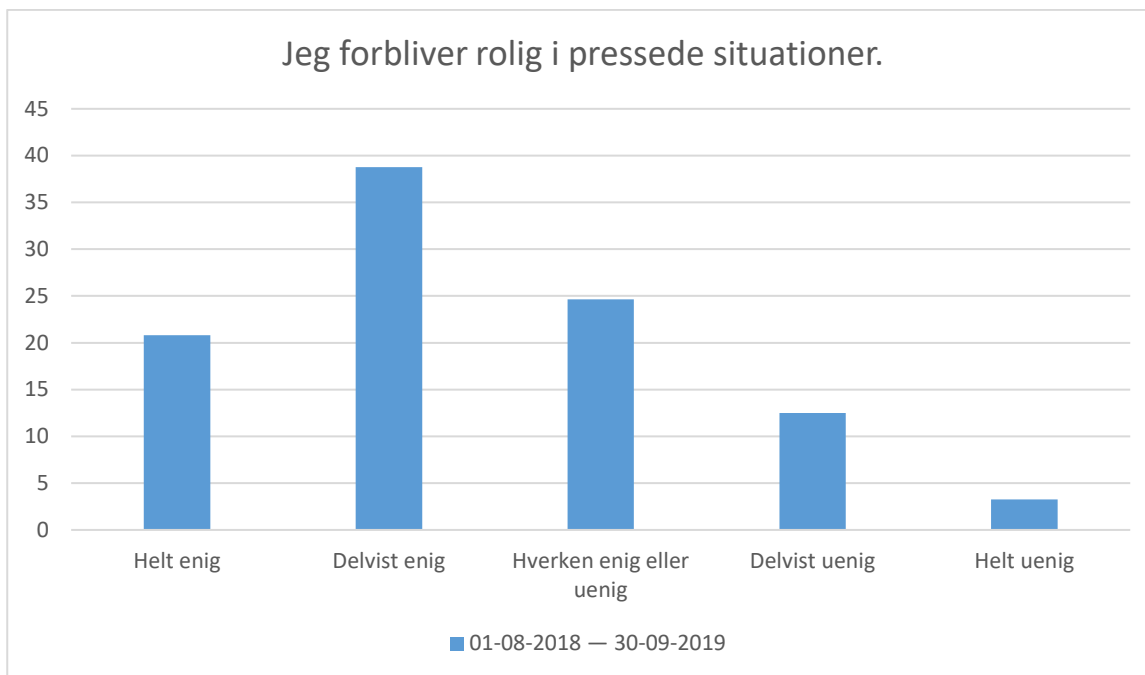
01-08-2018 — 30-09-2019; Gennemsnit: 2,8, spredning: 1,1

Svarmulighed	01-08-2018 — 30-09-2019: Antal	01-08-2018 — 30-09-2019: Andel (%)
Helt enig	118	14
Delvist enig	277	32
Hverken enig eller uenig	224	26
Delvist uenig	185	21
Helt uenig	61	7
Total	865	-



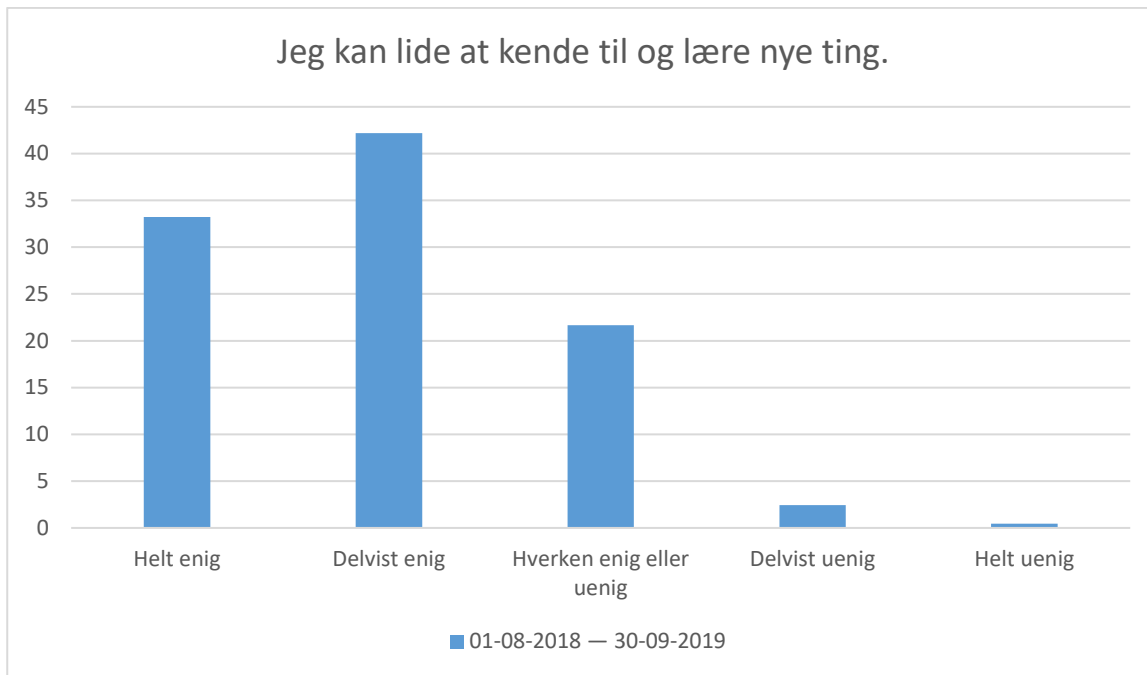
01-08-2018 — 30-09-2019; Gennemsnit: 3,6, spredning: 0,9

Svarmulighed	01-08-2018 — 30-09-2019: Antal	01-08-2018 — 30-09-2019: Andel (%)
Helt enig	104	12
Delvist enig	418	48
Hverken enig eller uenig	240	28
Delvist uenig	90	10
Helt uenig	14	2
Total	866	-



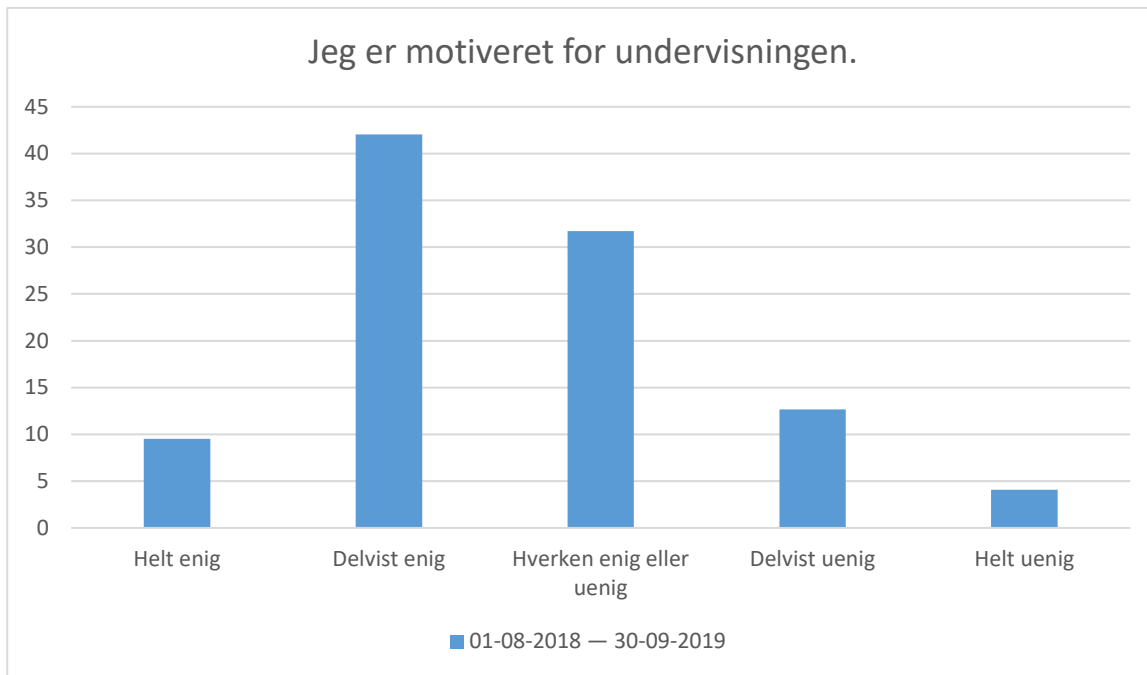
01-08-2018 — 30-09-2019; Gennemsnit: 3,6, spredning: 1

Svarmulighed	01-08-2018 — 30-09-2019: Antal	01-08-2018 — 30-09-2019: Andel (%)
Helt enig	178	21
Delvist enig	332	39
Hverken enig eller uenig	211	25
Delvist uenig	107	13
Helt uenig	28	3
Total	856	-



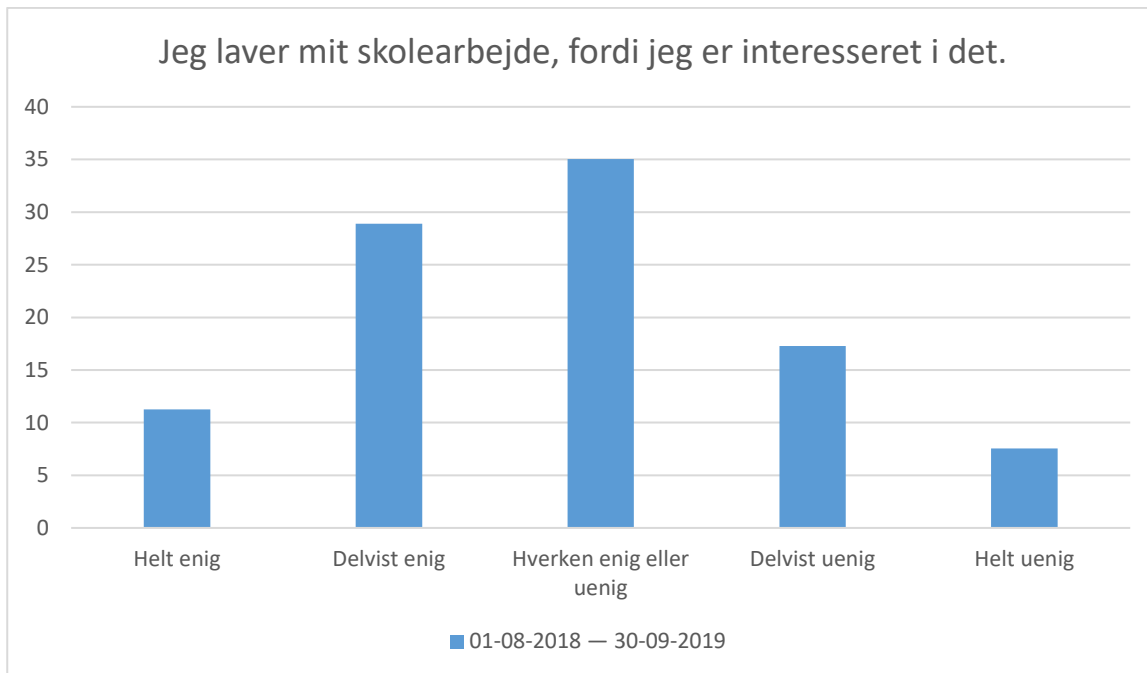
01-08-2018 — 30-09-2019; Gennemsnit: 4,1, spredning: 0,8

Svarmulighed	01-08-2018 — 30-09-2019: Antal	01-08-2018 — 30-09-2019: Andel (%)
Helt enig	285	33
Delvist enig	362	42
Hverken enig eller uenig	186	22
Delvist uenig	21	2
Helt uenig	4	0
Total	858	-



01-08-2018 — 30-09-2019; Gennemsnit: 3,4, spredning: 1

Svarmulighed	01-08-2018 — 30-09-2019: Antal	01-08-2018 — 30-09-2019: Andel (%)
Helt enig	82	10
Delvist enig	362	42
Hverken enig eller uenig	273	32
Delvist uenig	109	13
Helt uenig	35	4
Total	861	-



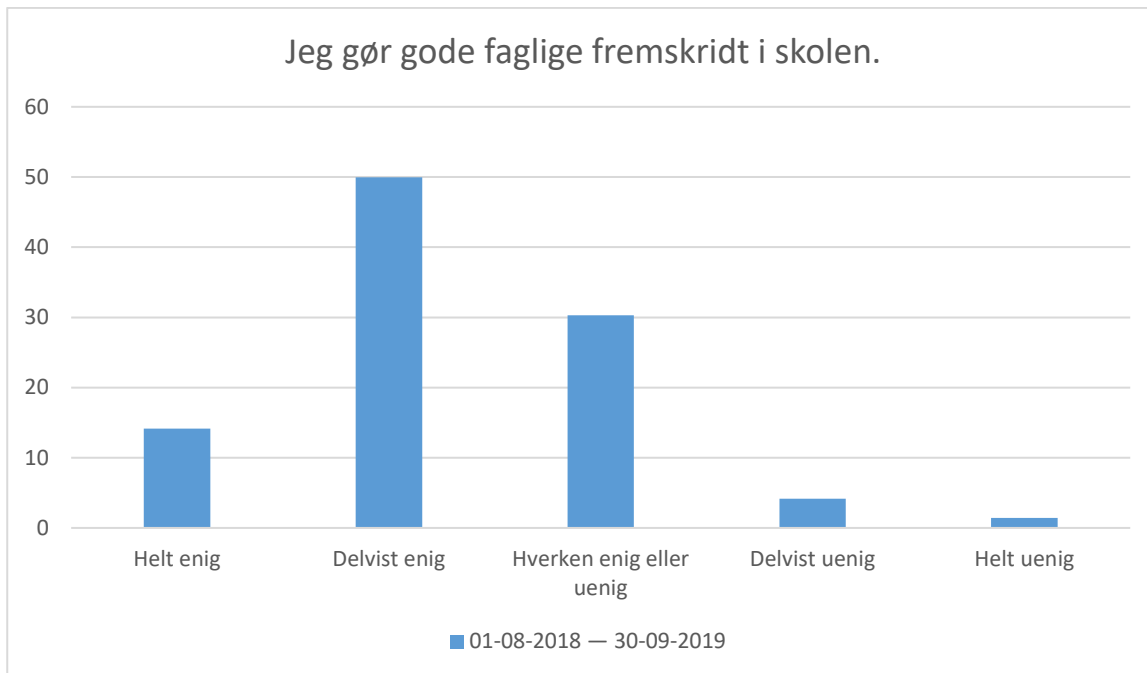
01-08-2018 — 30-09-2019; Gennemsnit: 3,2, spredning: 1,1

Svarmulighed	01-08-2018 — 30-09-2019: Antal	01-08-2018 — 30-09-2019: Andel (%)
Helt enig	97	11
Delvist enig	249	29
Hverken enig eller uenig	302	35
Delvist uenig	149	17
Helt uenig	65	8
Total	862	-



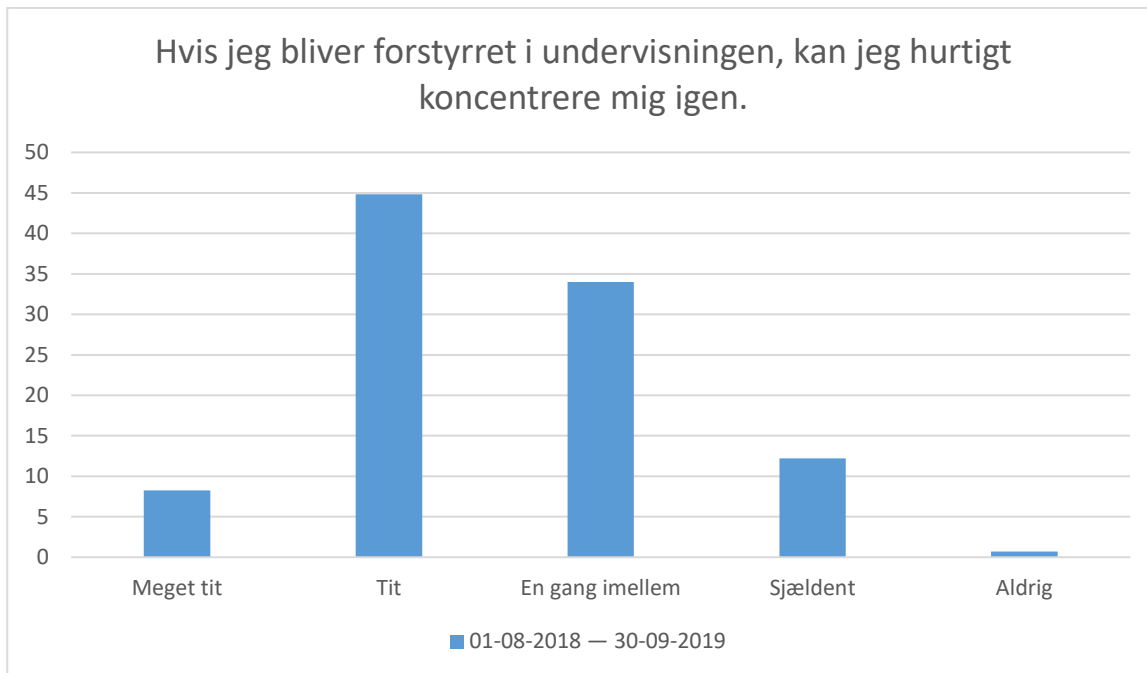
01-08-2018 — 30-09-2019; Gennemsnit: 3,5, spredning: 1,1

Svarmulighed	01-08-2018 — 30-09-2019: Antal	01-08-2018 — 30-09-2019: Andel (%)
Helt enig	186	22
Delvist enig	287	33
Hverken enig eller uenig	237	28
Delvist uenig	107	12
Helt uenig	43	5
Total	860	-



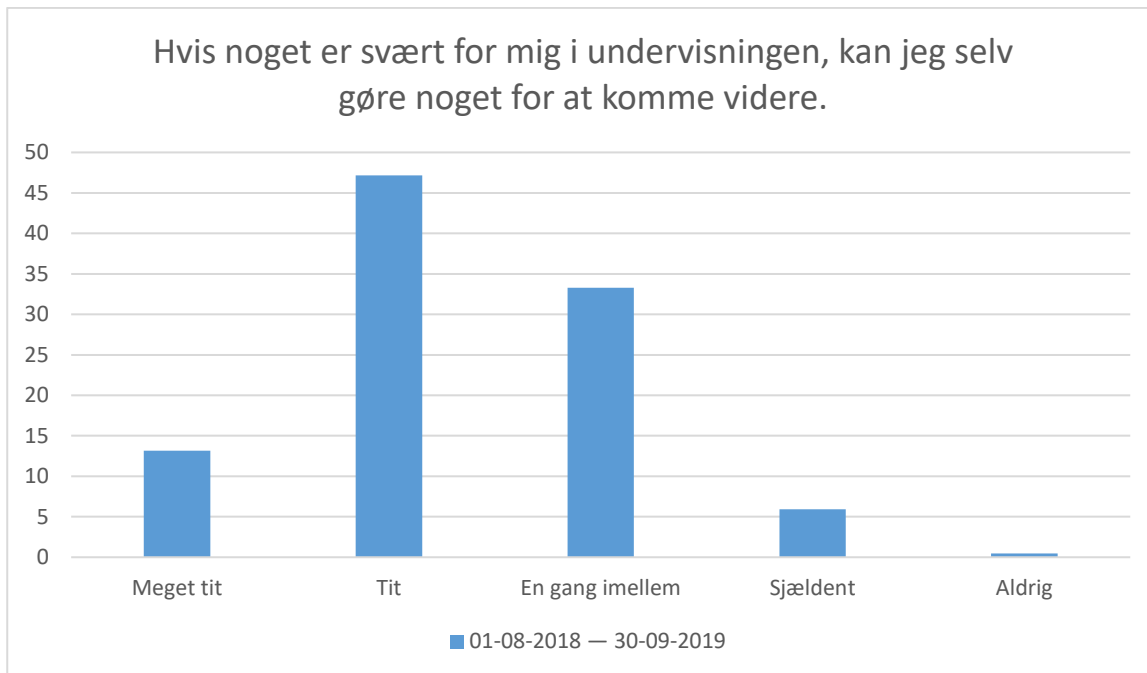
01-08-2018 — 30-09-2019; Gennemsnit: 3,7, spredning: 0,8

Svarmulighed	01-08-2018 — 30-09-2019: Antal	01-08-2018 — 30-09-2019: Andel (%)
Helt enig	119	14
Delvist enig	420	50
Hverken enig eller uenig	255	30
Delvist uenig	35	4
Helt uenig	12	1
Total	841	-



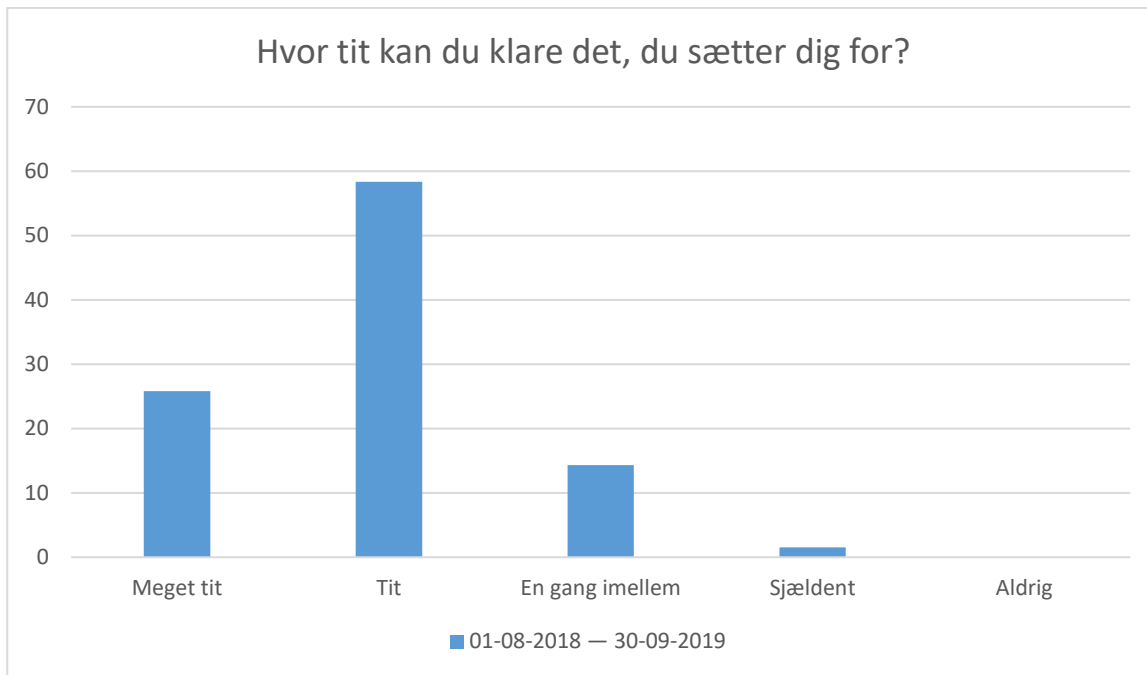
01-08-2018 — 30-09-2019; Gennemsnit: 3,5, spredning: 0,8

Svarmulighed	01-08-2018 — 30-09-2019: Antal	01-08-2018 — 30-09-2019: Andel (%)
Meget tit	71	8
Tit	385	45
En gang imellem	292	34
Sjældent	105	12
Aldrig	6	1
Total	859	-



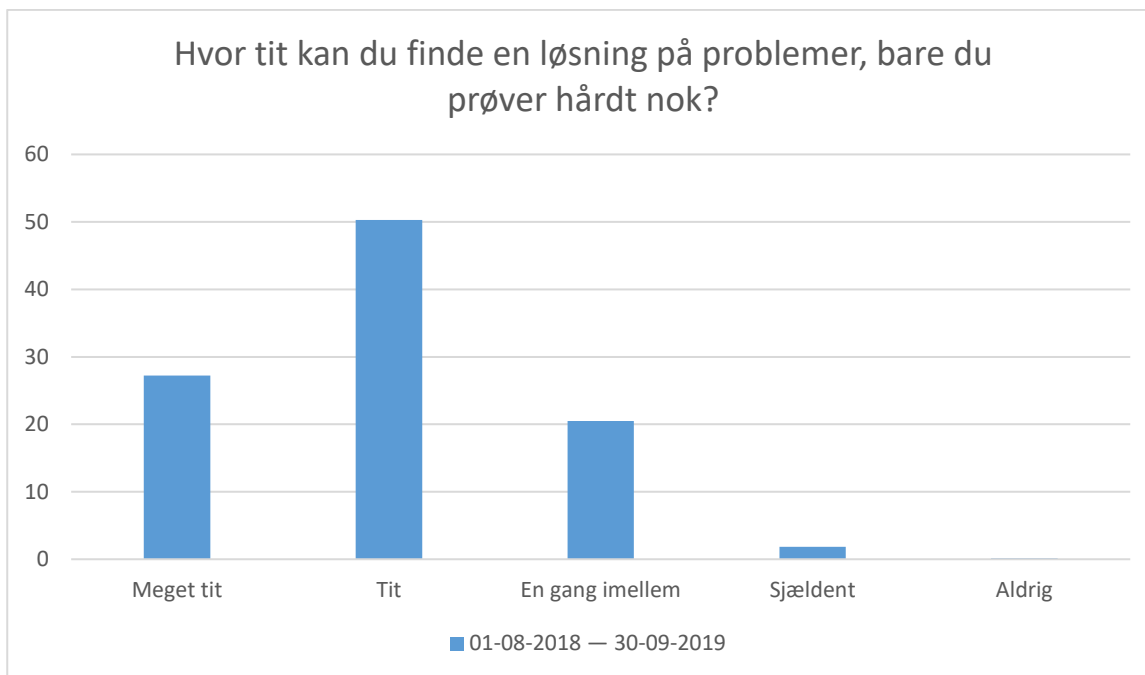
01-08-2018 — 30-09-2019; Gennemsnit: 3,7, spredning: 0,8

Svarmulighed	01-08-2018 — 30-09-2019: Antal	01-08-2018 — 30-09-2019: Andel (%)
Meget tit	113	13
Tit	405	47
En gang imellem	286	33
Sjældent	51	6
Aldrig	4	0
Total	859	-



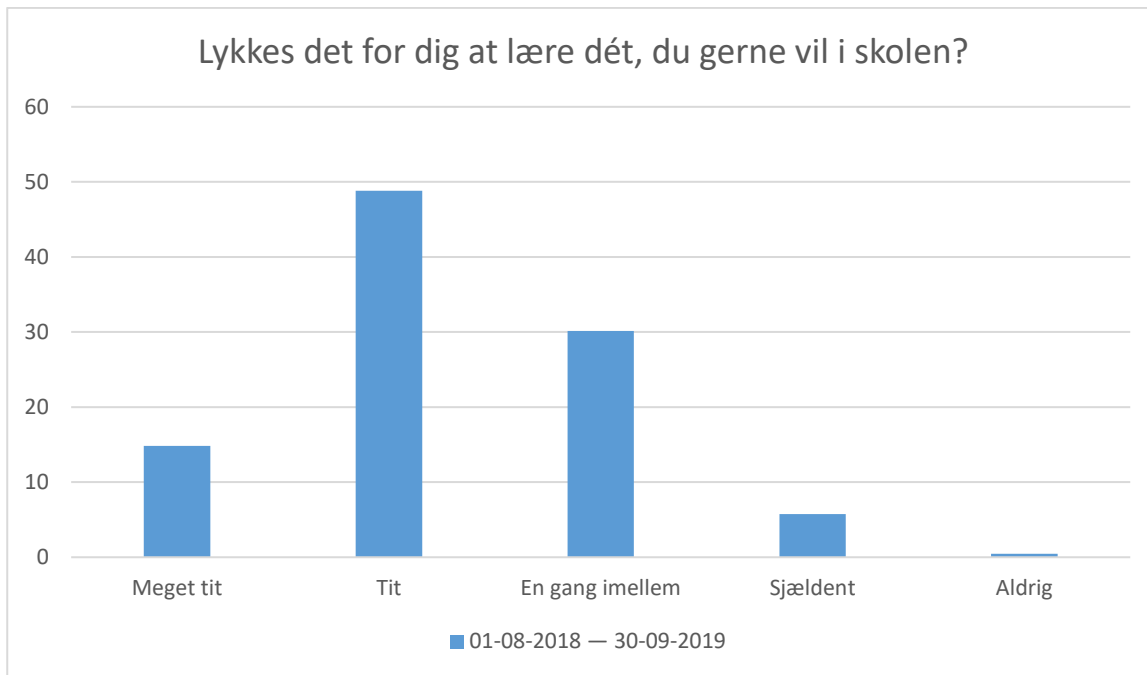
01-08-2018 — 30-09-2019; Gennemsnit: 4,1, spredning: 0,7

Svarmulighed	01-08-2018 — 30-09-2019: Antal	01-08-2018 — 30-09-2019: Andel (%)
Meget tit	222	26
Tit	502	58
En gang imellem	123	14
Sjældent	13	2
Aldrig	0	0
Total	860	-



01-08-2018 — 30-09-2019; Gennemsnit: 4, spredning: 0,7

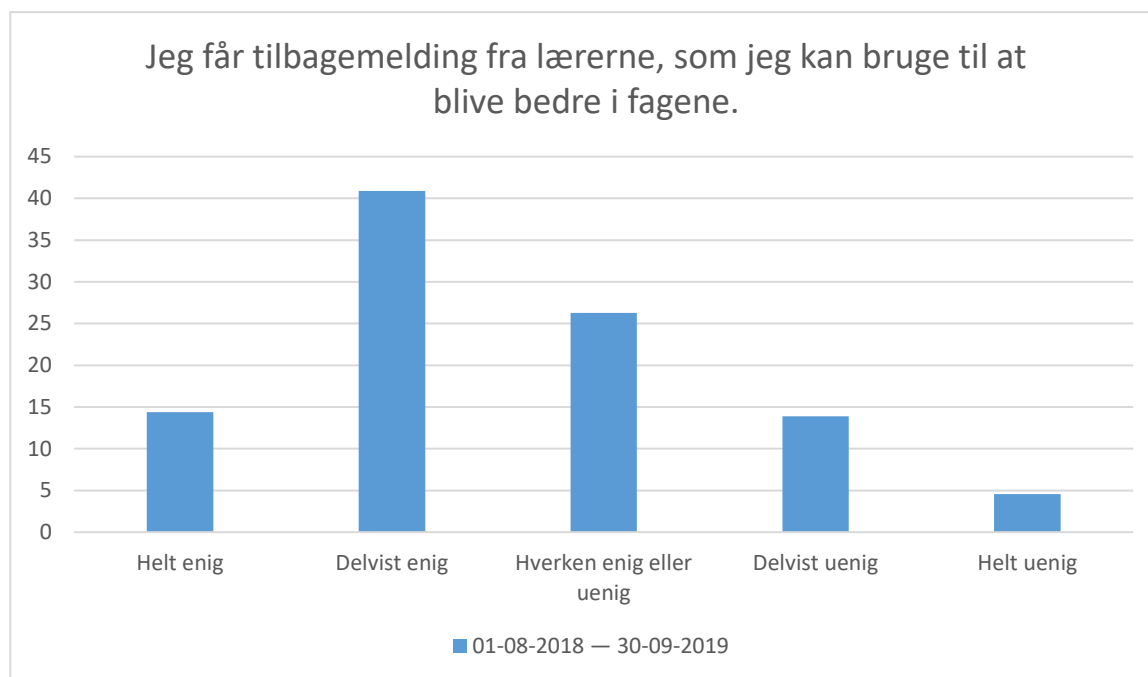
Svarmulighed	01-08-2018 — 30-09-2019: Antal	01-08-2018 — 30-09-2019: Andel (%)
Meget tit	234	27
Tit	432	50
En gang imellem	176	20
Sjældent	16	2
Aldrig	1	0
Total	859	-



01-08-2018 — 30-09-2019; Gennemsnit: 3,7, spredning: 0,8

Svarmulighed	01-08-2018 — 30-09-2019: Antal	01-08-2018 — 30-09-2019: Andel (%)
Meget tit	124	15
Tit	408	49
En gang imellem	252	30
Sjældent	48	6
Aldrig	4	0
Total	836	-

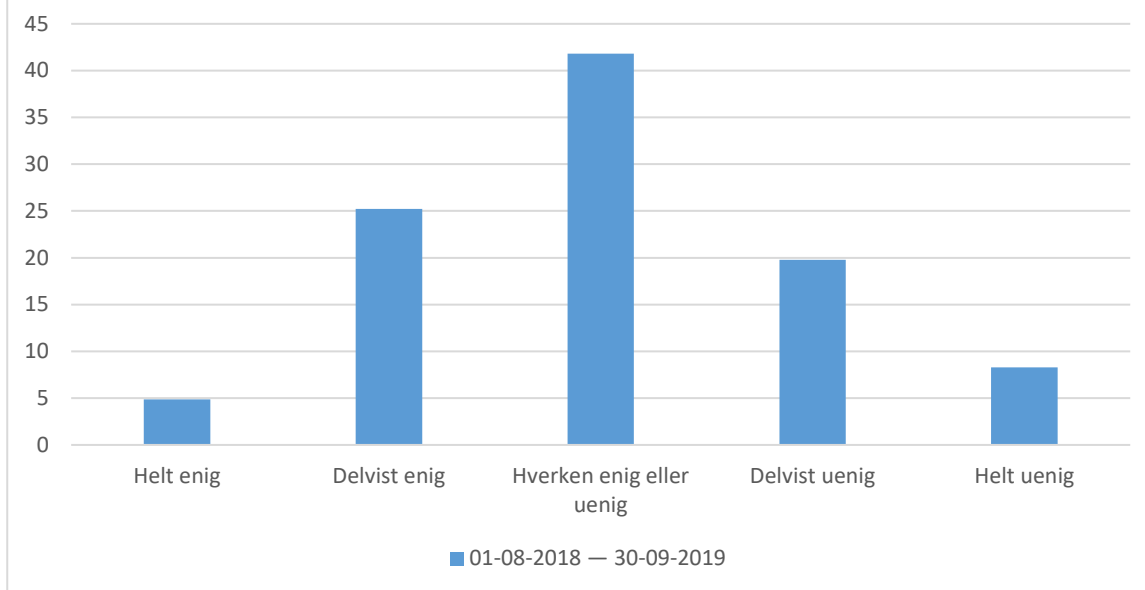
Afsnit D



01-08-2018 — 30-09-2019; Gennemsnit: 3,5, spredning: 1

Svarmulighed	01-08-2018 — 30-09-2019: Antal	01-08-2018 — 30-09-2019: Andel (%)
Helt enig	123	14
Delvist enig	350	41
Hverken enig eller uenig	225	26
Delvist uenig	119	14
Helt uenig	39	5
Total	856	-

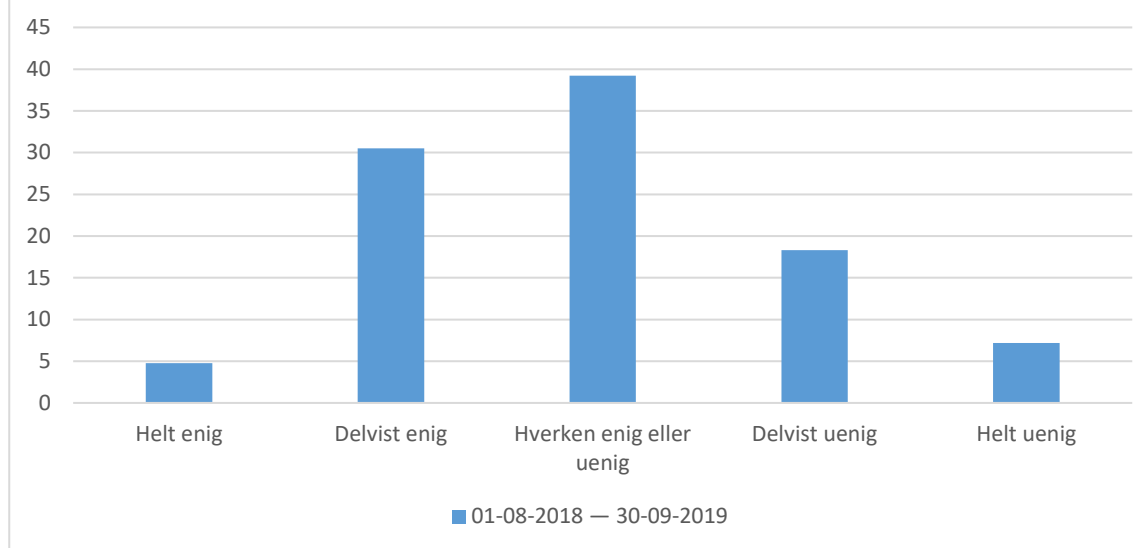
Jeg har indflydelse på undervisningen.



01-08-2018 — 30-09-2019; Gennemsnit: 3, spredning: 1

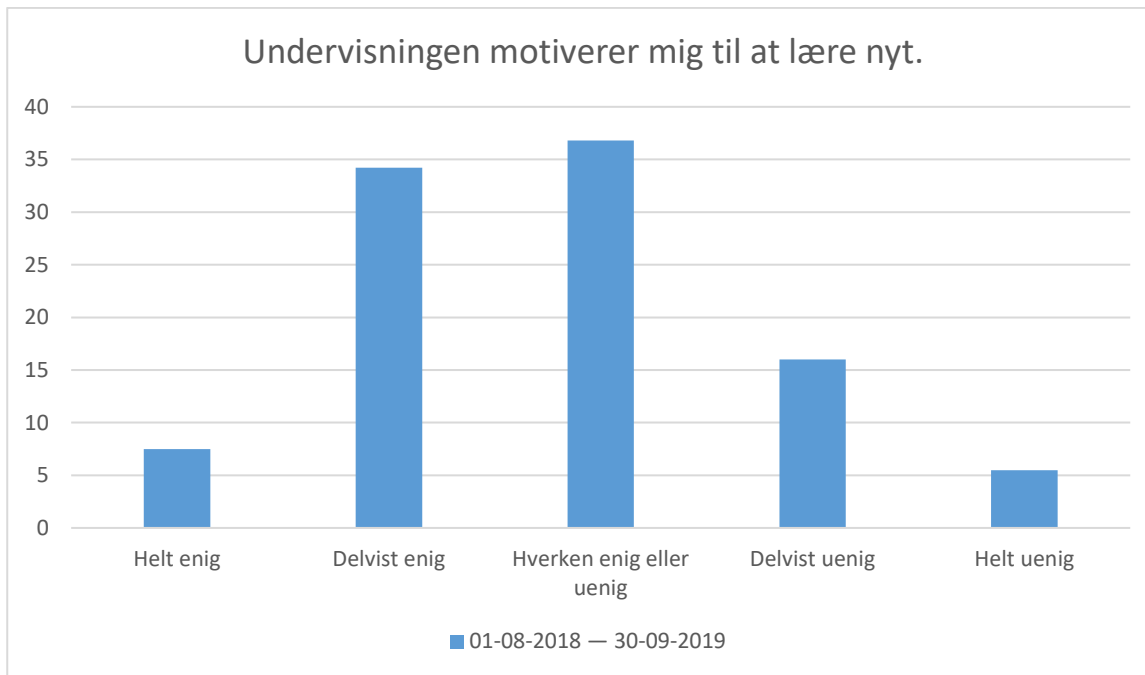
Svarmulighed	01-08-2018 — 30-09-2019: Antal	01-08-2018 — 30-09-2019: Andel (%)
Helt enig	41	5
Delvist enig	213	25
Hverken enig eller uenig	353	42
Delvist uenig	167	20
Helt uenig	70	8
Total	844	-

Lærerne sørger for, at elevernes ideer bliver brugt i undervisningen.



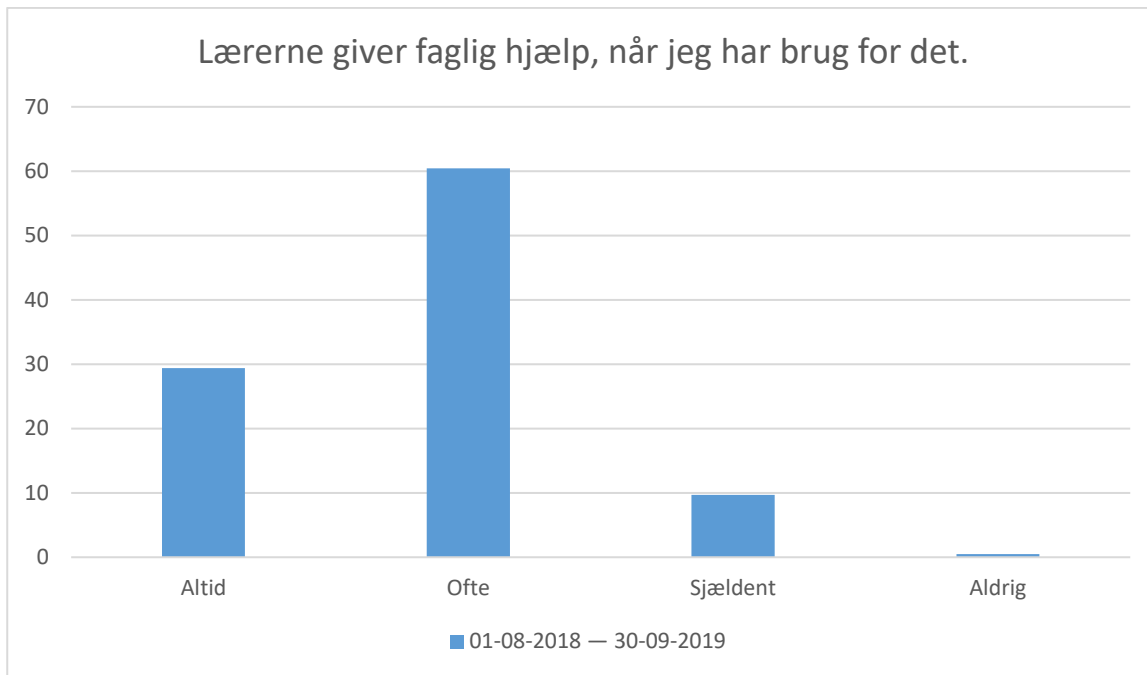
01-08-2018 — 30-09-2019; Gennemsnit: 3,1, spredning: 1

Svarmulighed	01-08-2018 — 30-09-2019: Antal	01-08-2018 — 30-09-2019: Andel (%)
Helt enig	40	5
Delvist enig	255	31
Hverken enig eller uenig	328	39
Delvist uenig	153	18
Helt uenig	60	7
Total	836	-



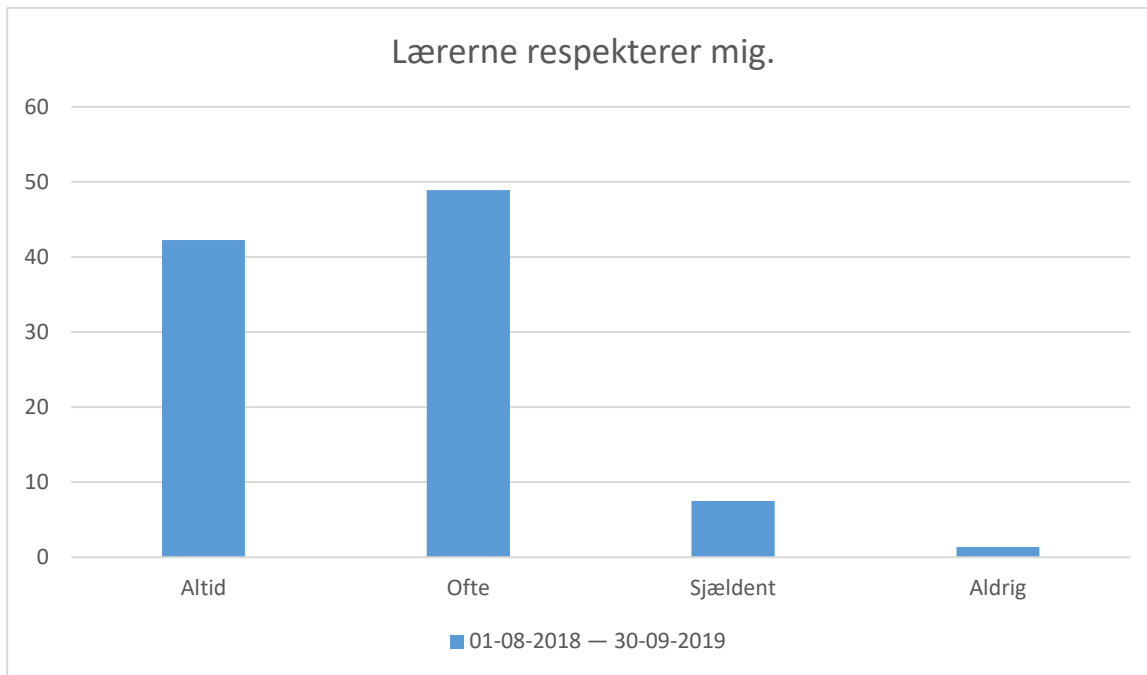
01-08-2018 — 30-09-2019; Gennemsnit: 3,2, spredning: 1

Svarmulighed	01-08-2018 — 30-09-2019: Antal	01-08-2018 — 30-09-2019: Andel (%)
Helt enig	64	7
Delvist enig	293	34
Hverken enig eller uenig	315	37
Delvist uenig	137	16
Helt uenig	47	5
Total	856	-



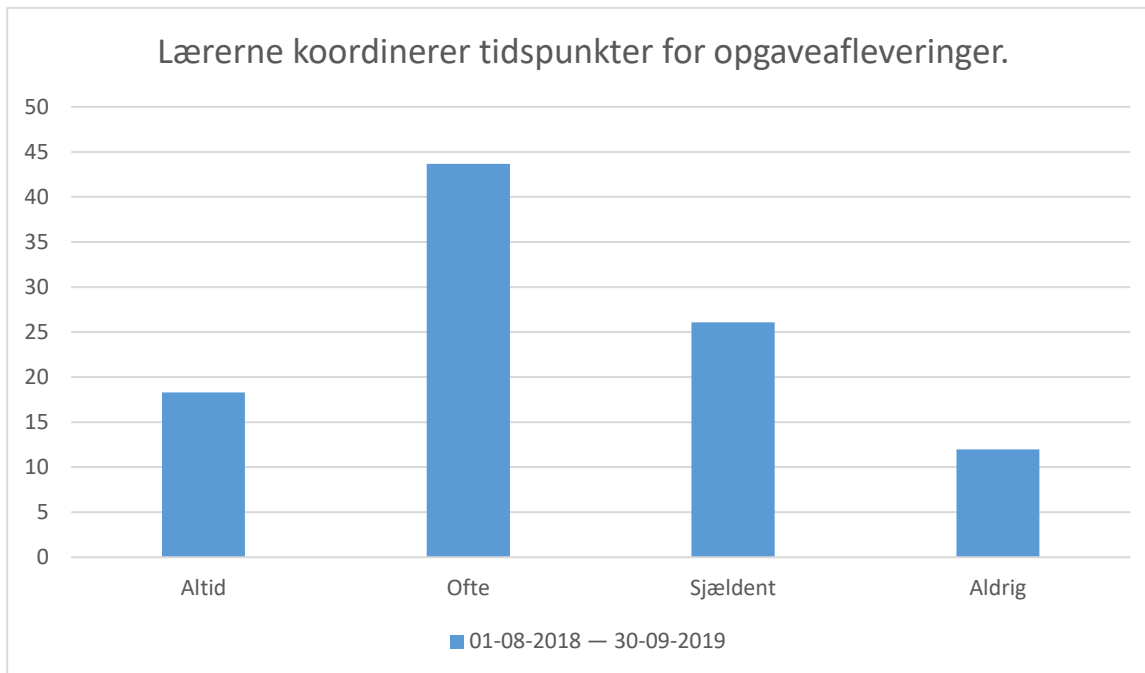
01-08-2018 — 30-09-2019; Gennemsnit: 3,2, spredning: 0,6

Svarmulighed	01-08-2018 — 30-09-2019: Antal	01-08-2018 — 30-09-2019: Andel (%)
Altid	249	29
Ofte	512	60
Sjældent	82	10
Aldrig	4	0
Total	847	-



01-08-2018 — 30-09-2019; Gennemsnit: 3,3, spredning: 0,7

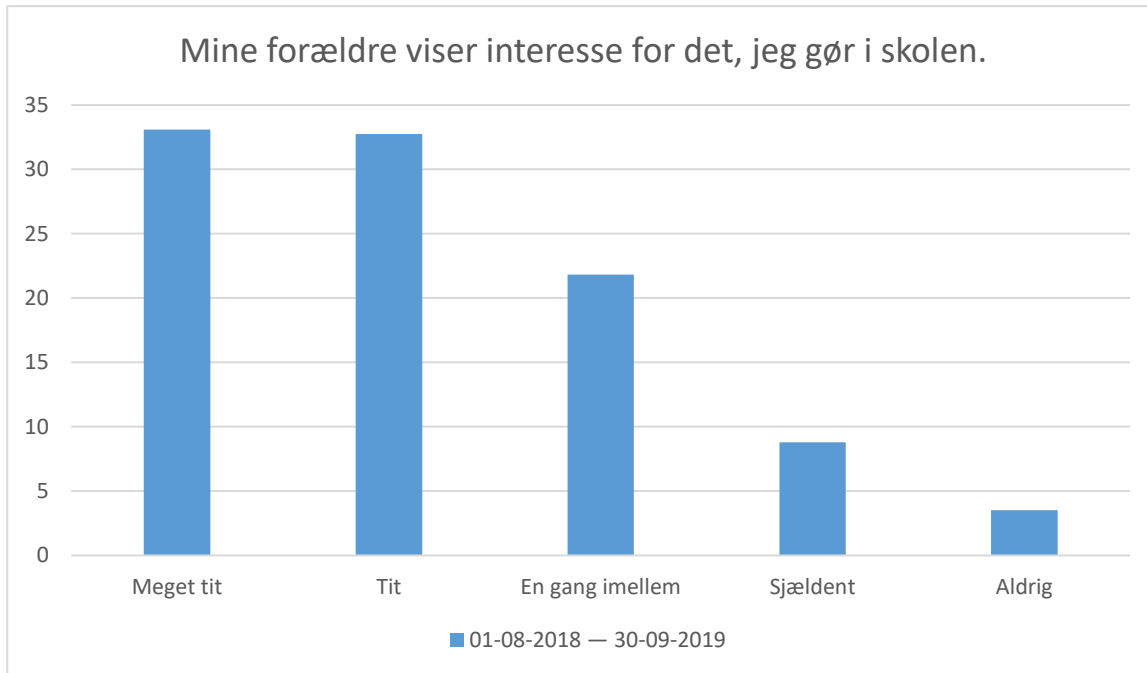
Svarmulighed	01-08-2018 — 30-09-2019: Antal	01-08-2018 — 30-09-2019: Andel (%)
Altid	343	42
Ofte	397	49
Sjældent	61	8
Aldrig	11	1
Total	812	-



01-08-2018 — 30-09-2019; Gennemsnit: 2,7, spredning: 0,9

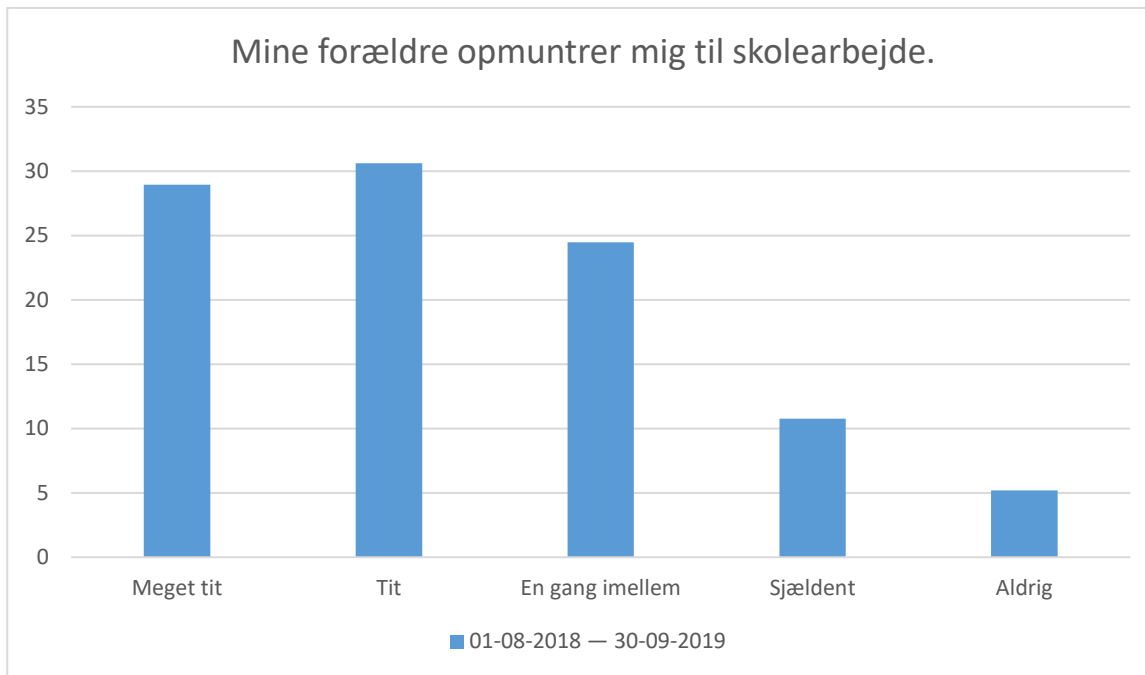
Svarmulighed	01-08-2018 — 30-09-2019: Antal	01-08-2018 — 30-09-2019: Andel (%)
Altid	153	18
Ofte	365	44
Sjældent	218	26
Aldrig	100	12
Total	836	-

Afsnit E



01-08-2018 — 30-09-2019; Gennemsnit: 3,8, spredning: 1,1

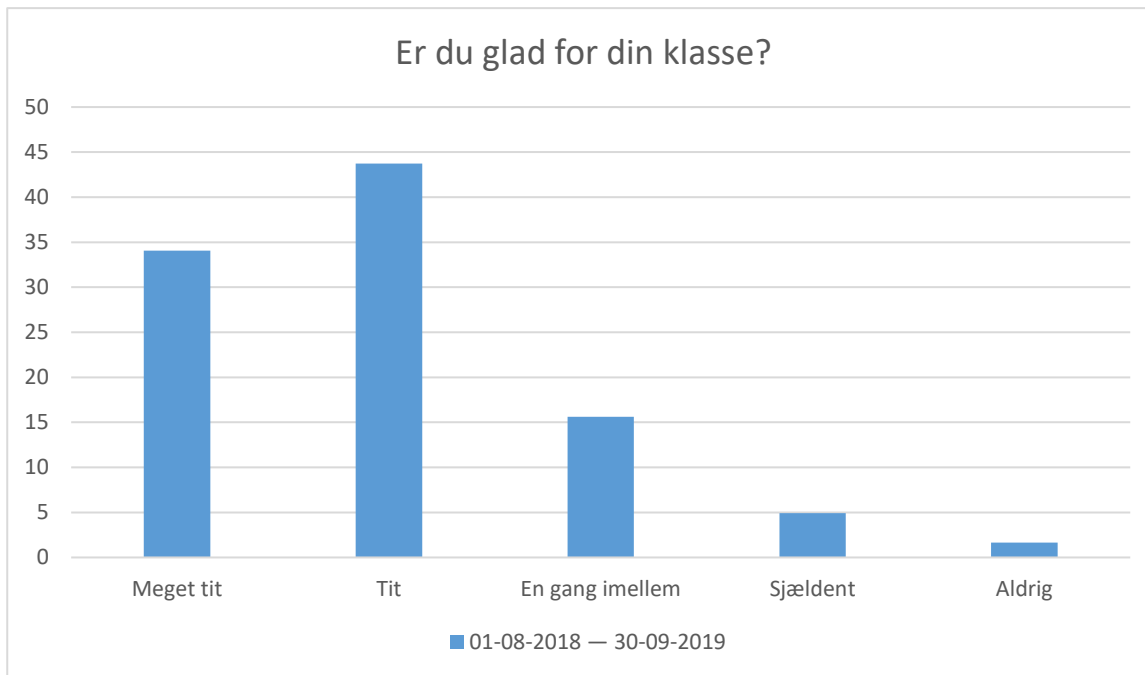
Svarmulighed	01-08-2018 — 30-09-2019: Antal	01-08-2018 — 30-09-2019: Andel (%)
Meget tit	282	33
Tit	279	33
En gang imellem	186	22
Sjældent	75	9
Aldrig	30	4
Total	852	-



01-08-2018 — 30-09-2019; Gennemsnit: 3,7, spredning: 1,2

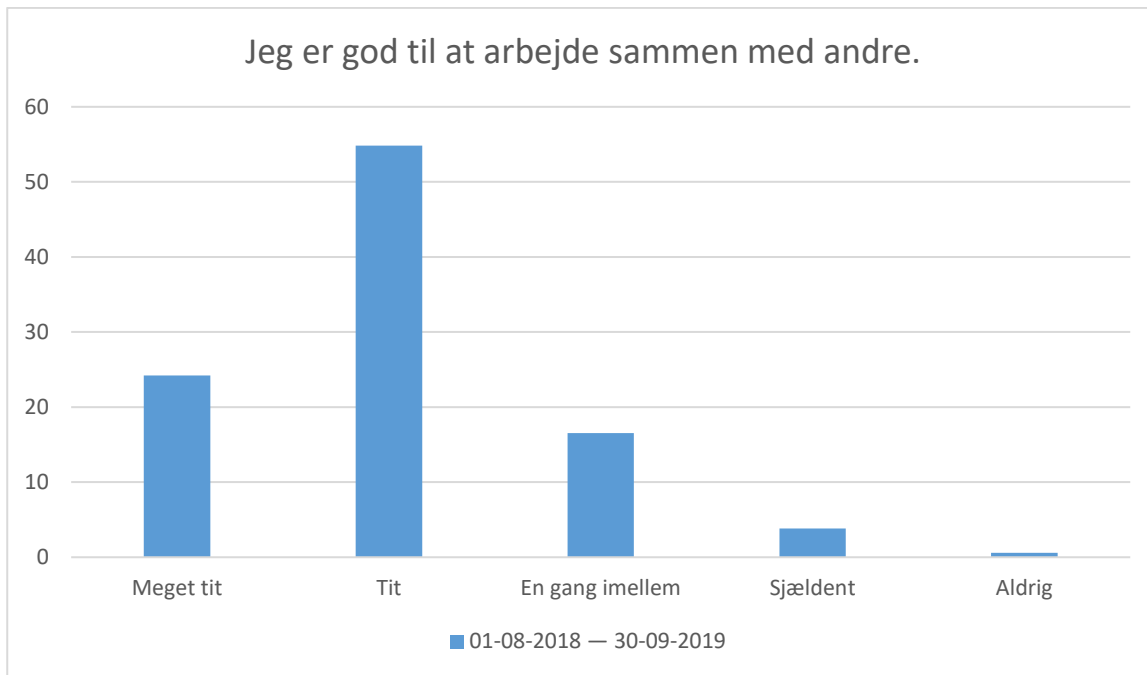
Svarmulighed	01-08-2018 — 30-09-2019: Antal	01-08-2018 — 30-09-2019: Andel (%)
Meget tit	245	29
Tit	259	31
En gang imellem	207	24
Sjældent	91	11
Aldrig	44	5
Total	846	-

Afsnit F



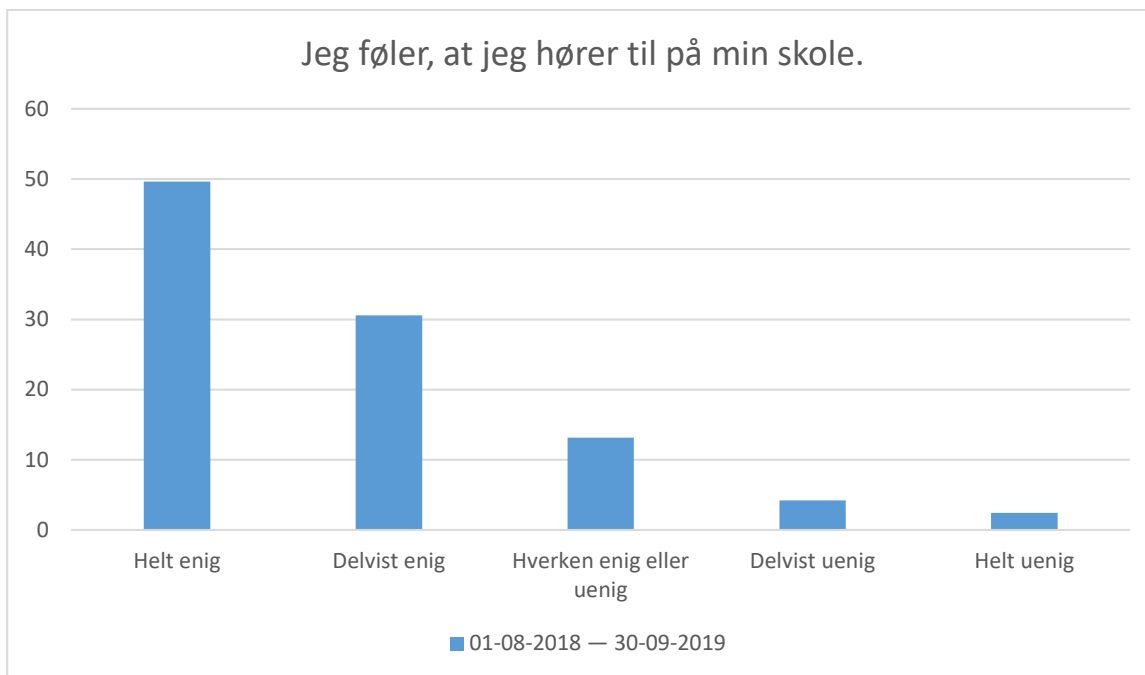
01-08-2018 — 30-09-2019; Gennemsnit: 4, spredning: 0,9

Svarmulighed	01-08-2018 — 30-09-2019: Antal	01-08-2018 — 30-09-2019: Andel (%)
Meget tit	290	34
Tit	372	44
En gang imellem	133	16
Sjældent	42	5
Aldrig	14	2
Total	851	-



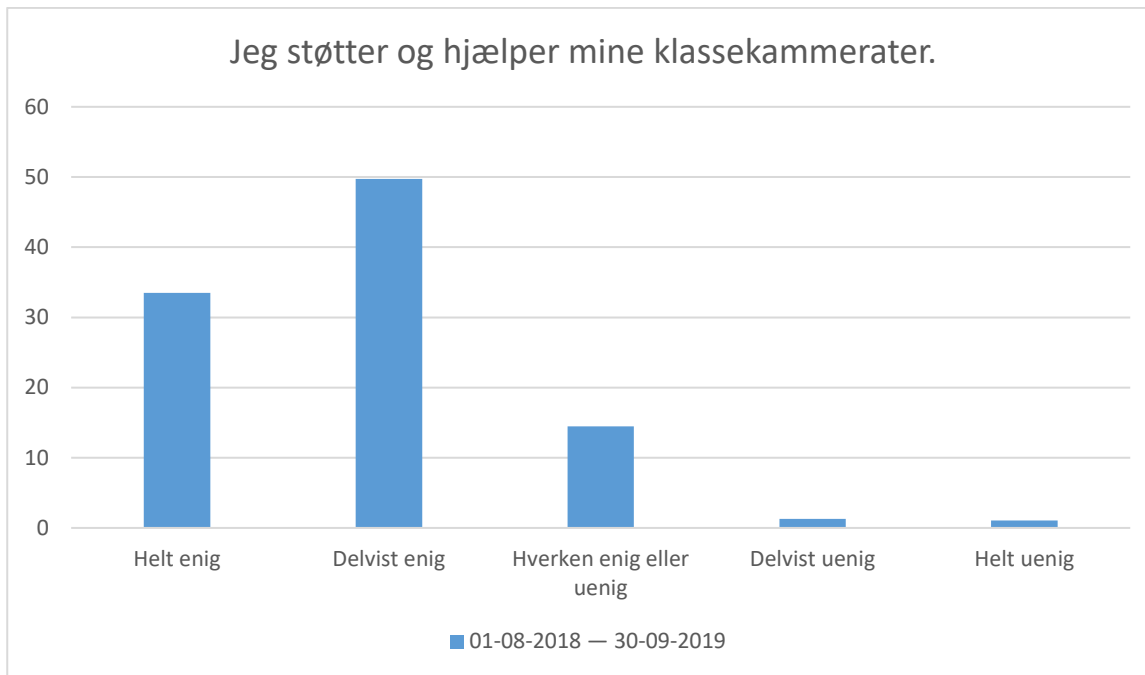
01-08-2018 — 30-09-2019; Gennemsnit: 4, spredning: 0,8

Svarmulighed	01-08-2018 — 30-09-2019: Antal	01-08-2018 — 30-09-2019: Andel (%)
Meget tit	208	24
Tit	471	55
En gang imellem	142	17
Sjældent	33	4
Aldrig	5	1
Total	859	-



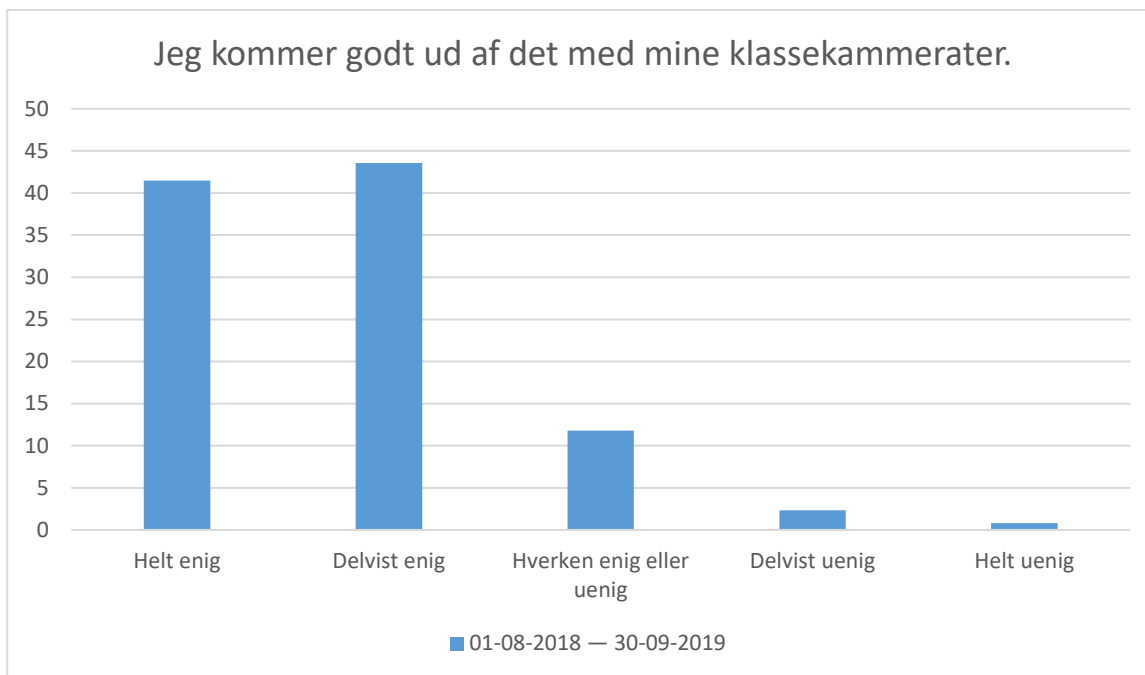
01-08-2018 — 30-09-2019; Gennemsnit: 4,2, spredning: 1

Svarmulighed	01-08-2018 — 30-09-2019: Antal	01-08-2018 — 30-09-2019: Andel (%)
Helt enig	427	50
Delvist enig	263	31
Hverken enig eller uenig	113	13
Delvist uenig	36	4
Helt uenig	21	2
Total	860	-



01-08-2018 — 30-09-2019; Gennemsnit: 4,1, spredning: 0,8

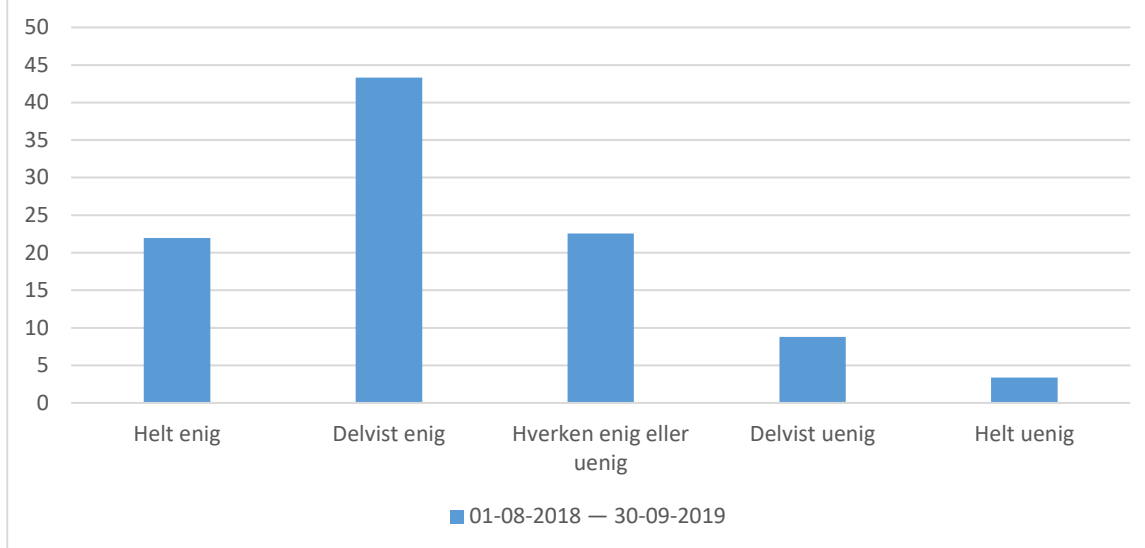
Svarmulighed	01-08-2018 — 30-09-2019: Antal	01-08-2018 — 30-09-2019: Andel (%)
Helt enig	287	33
Delvist enig	426	50
Hverken enig eller uenig	124	14
Delvist uenig	11	1
Helt uenig	9	1
Total	857	-



01-08-2018 — 30-09-2019; Gennemsnit: 4,2, spredning: 0,8

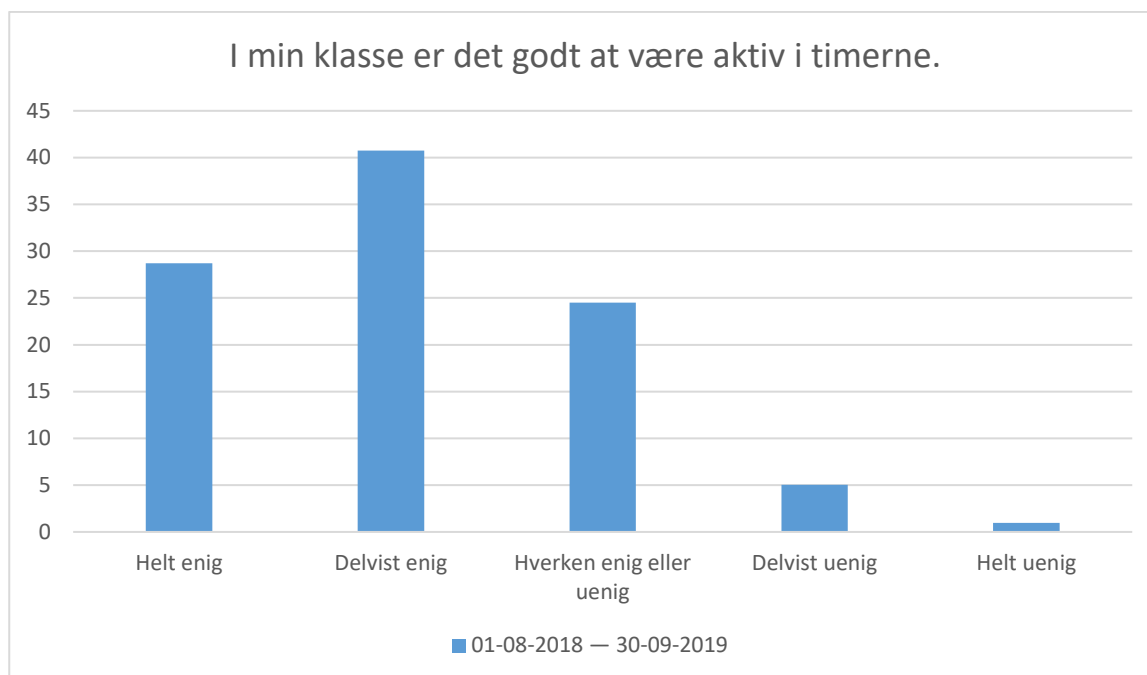
Svarmulighed	01-08-2018 — 30-09-2019: Antal	01-08-2018 — 30-09-2019: Andel (%)
Helt enig	355	41
Delvist enig	373	44
Hverken enig eller uenig	101	12
Delvist uenig	20	2
Helt uenig	7	1
Total	856	-

Stemningen i min klasse er præget af forståelse og respekt for hinanden.



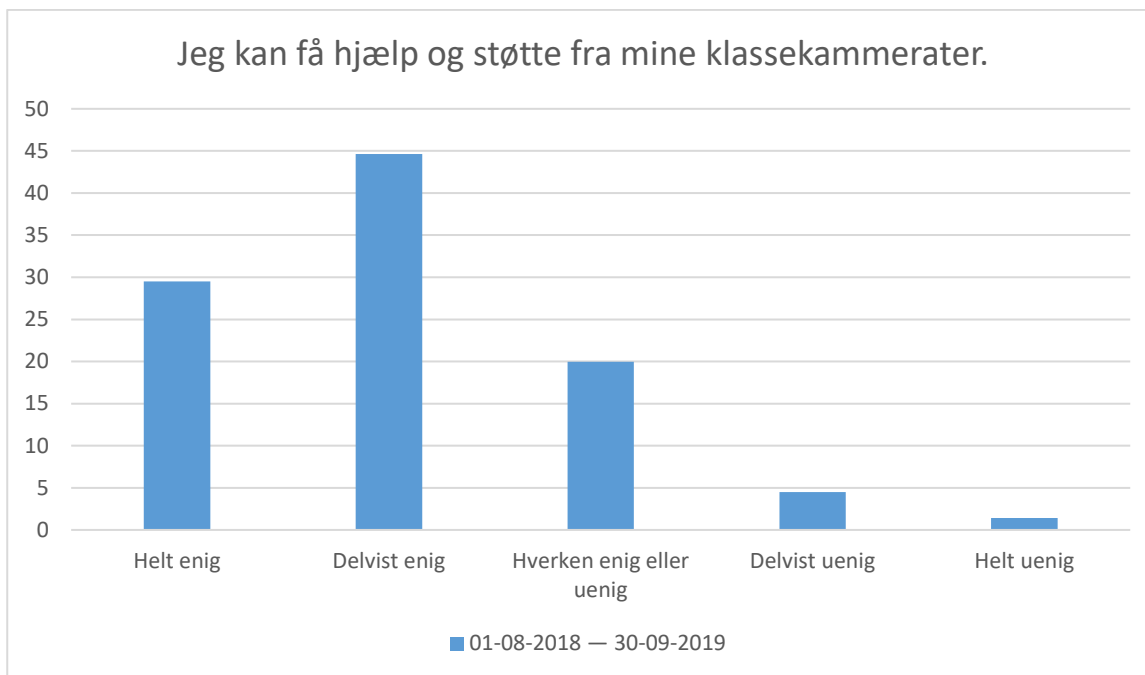
01-08-2018 — 30-09-2019; Gennemsnit: 3,7, spredning: 1

Svarmulighed	01-08-2018 — 30-09-2019: Antal	01-08-2018 — 30-09-2019: Andel (%)
Helt enig	182	22
Delvist enig	359	43
Hverken enig eller uenig	187	23
Delvist uenig	73	9
Helt uenig	28	3
Total	829	-



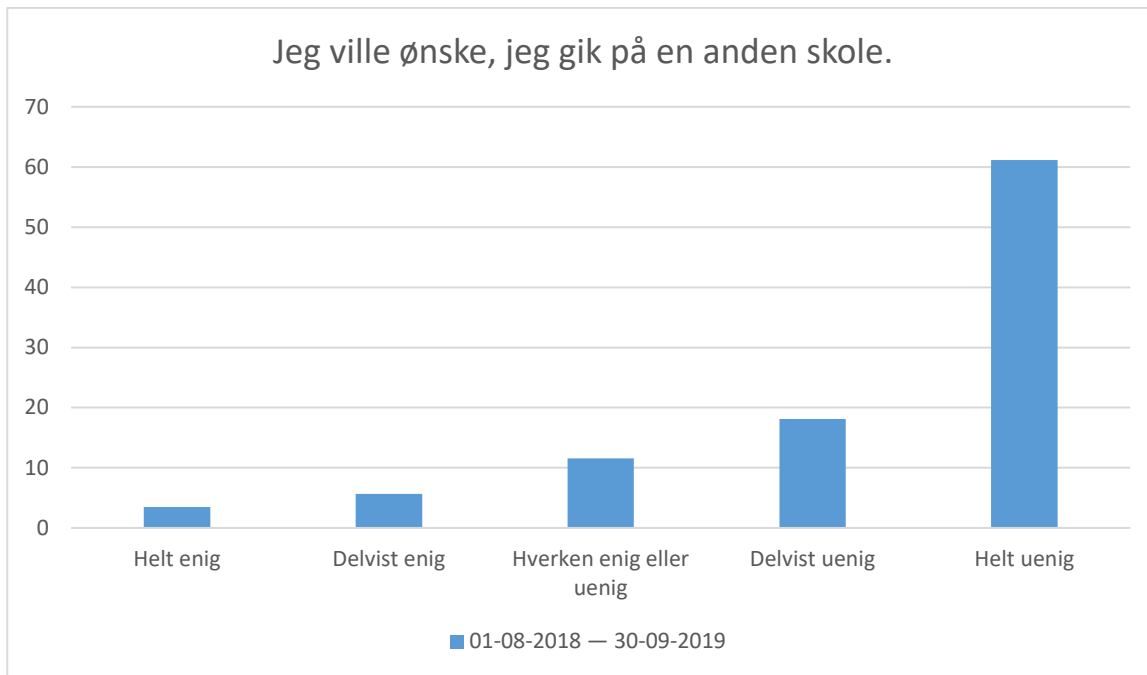
01-08-2018 — 30-09-2019; Gennemsnit: 3,9, spredning: 0,9

Svarmulighed	01-08-2018 — 30-09-2019: Antal	01-08-2018 — 30-09-2019: Andel (%)
Helt enig	239	29
Delvist enig	339	41
Hverken enig eller uenig	204	25
Delvist uenig	42	5
Helt uenig	8	1
Total	832	-



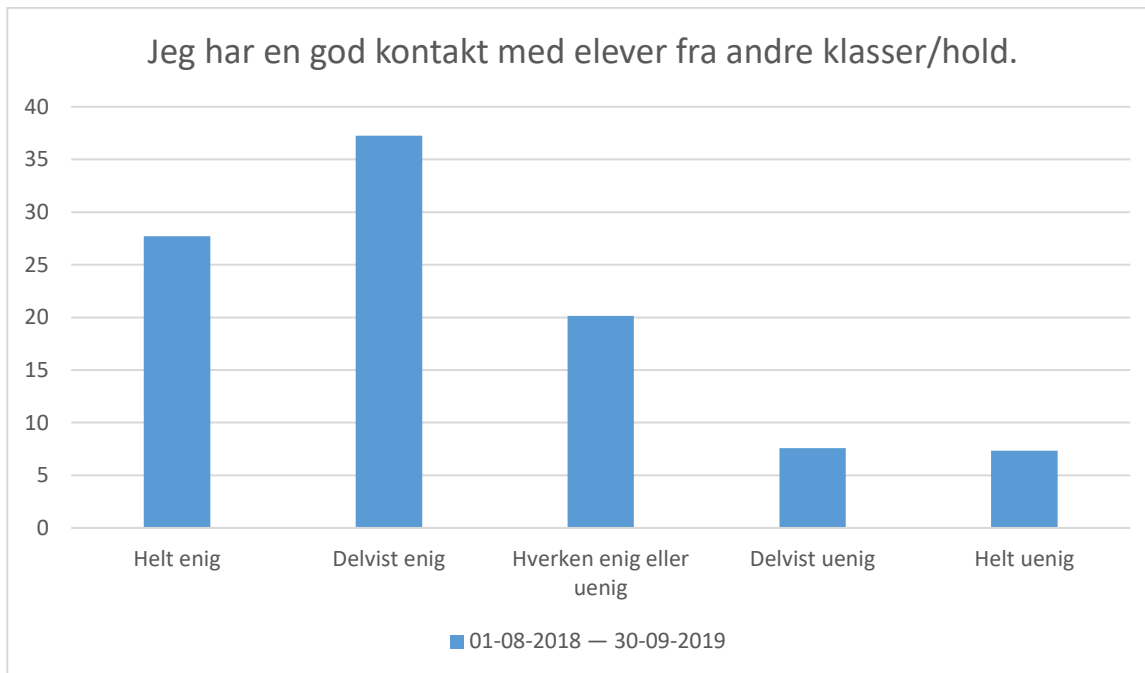
01-08-2018 — 30-09-2019; Gennemsnit: 4, spredning: 0,9

Svarmulighed	01-08-2018 — 30-09-2019: Antal	01-08-2018 — 30-09-2019: Andel (%)
Helt enig	250	30
Delvist enig	378	45
Hverken enig eller uenig	169	20
Delvist uenig	38	4
Helt uenig	12	1
Total	847	-



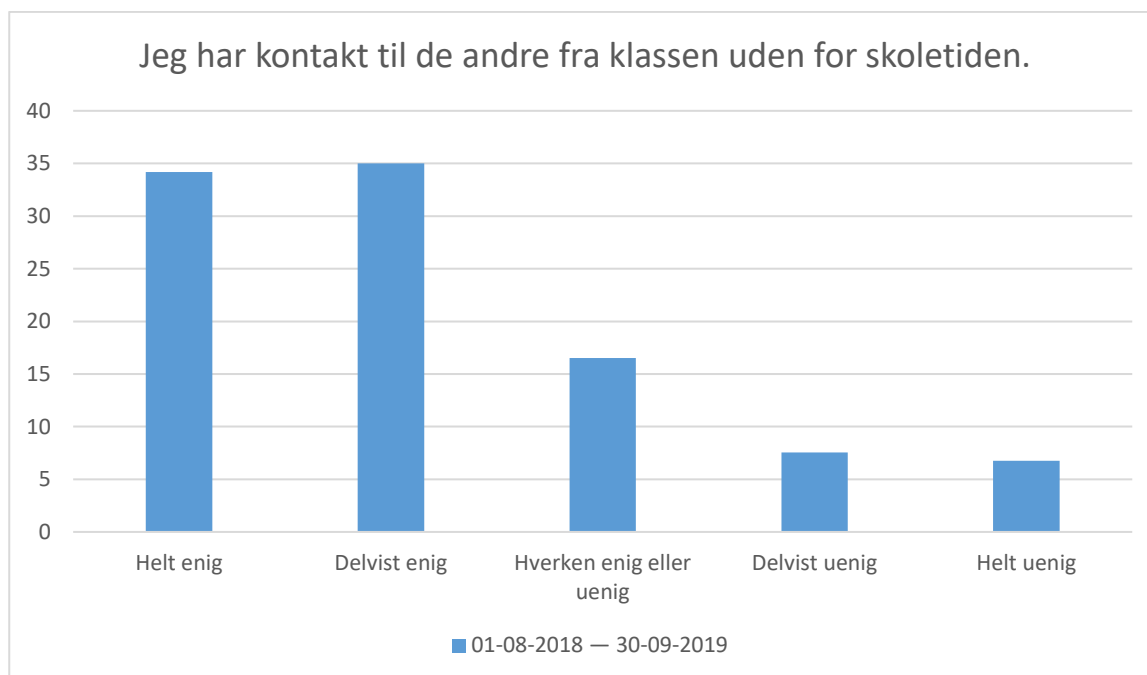
01-08-2018 — 30-09-2019; Gennemsnit: 4,3, spredning: 1,1

Svarmulighed	01-08-2018 — 30-09-2019: Antal	01-08-2018 — 30-09-2019: Andel (%)
Helt enig	29	3
Delvist enig	47	6
Hverken enig eller uenig	96	12
Delvist uenig	150	18
Helt uenig	507	61
Total	829	-



01-08-2018 — 30-09-2019; Gennemsnit: 3,7, spredning: 1,2

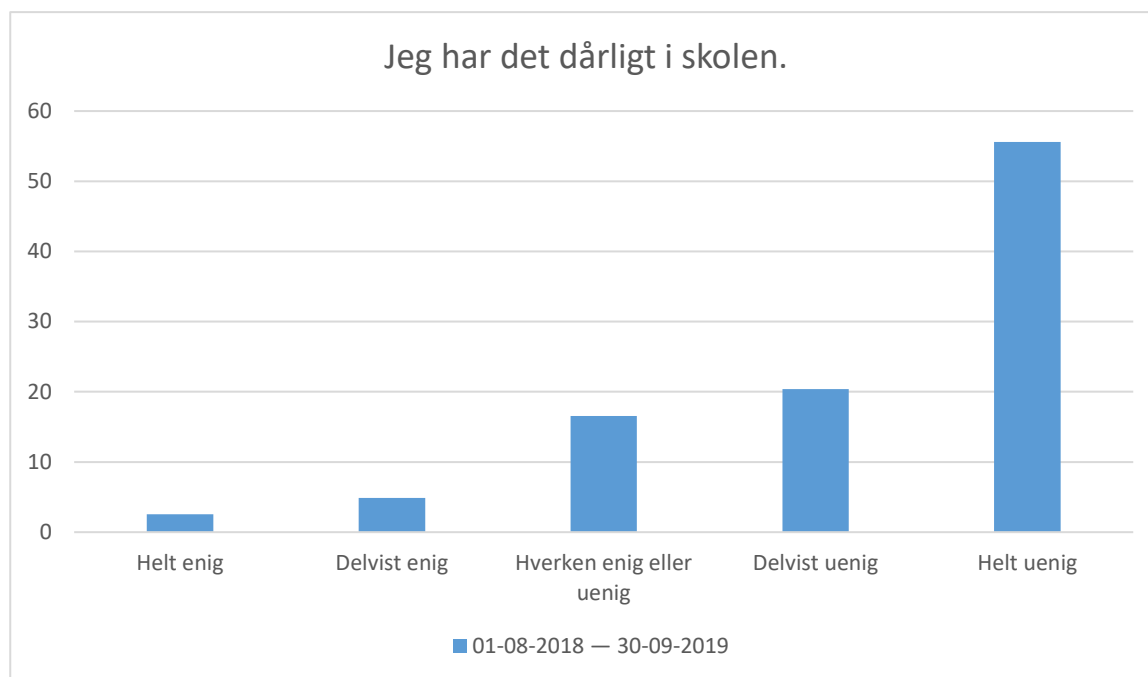
Svarmulighed	01-08-2018 — 30-09-2019: Antal	01-08-2018 — 30-09-2019: Andel (%)
Helt enig	238	28
Delvist enig	320	37
Hverken enig eller uenig	173	20
Delvist uenig	65	8
Helt uenig	63	7
Total	859	-



01-08-2018 — 30-09-2019; Gennemsnit: 3,8, spredning: 1,2

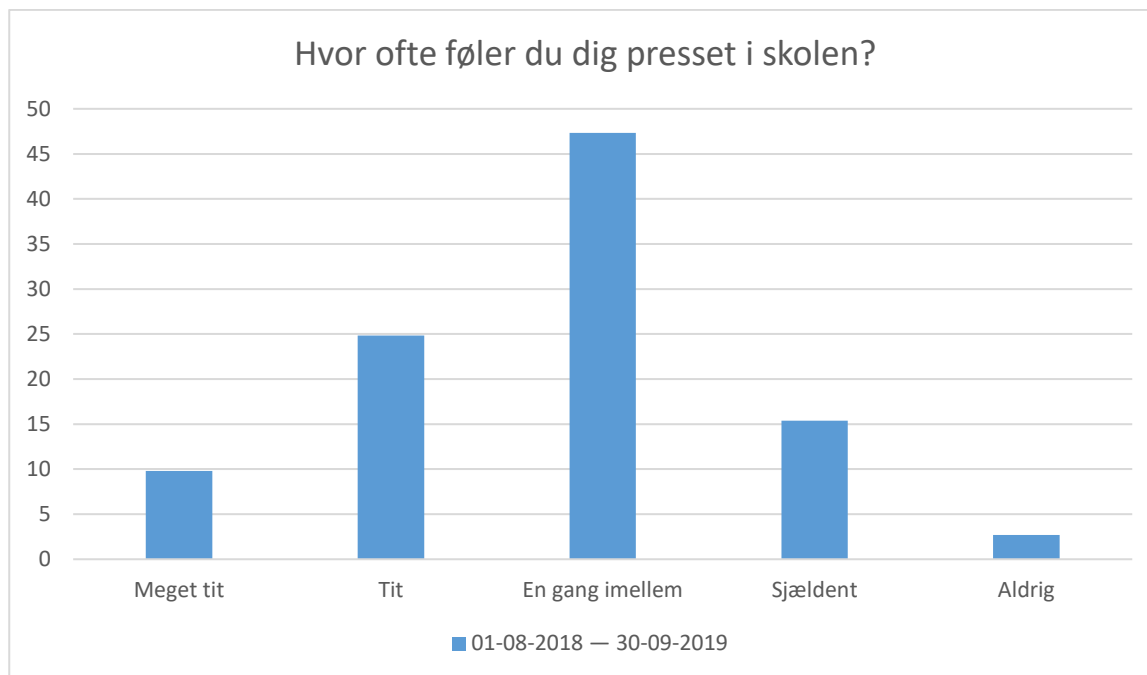
Svarmulighed	01-08-2018 — 30-09-2019: Antal	01-08-2018 — 30-09-2019: Andel (%)
Helt enig	294	34
Delvist enig	301	35
Hverken enig eller uenig	142	17
Delvist uenig	65	8
Helt uenig	58	7
Total	860	-

Afsnit G



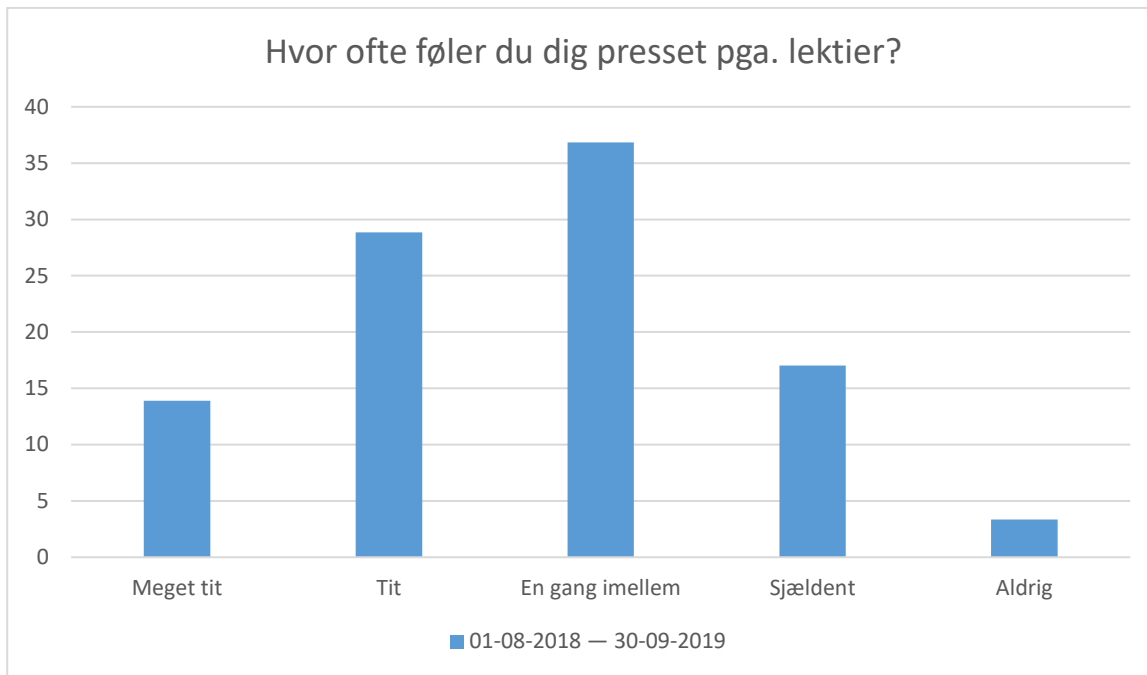
01-08-2018 — 30-09-2019; Gennemsnit: 4,2, spredning: 1,1

Svarmulighed	01-08-2018 — 30-09-2019: Antal	01-08-2018 — 30-09-2019: Andel (%)
Helt enig	22	3
Delvist enig	42	5
Hverken enig eller uenig	142	17
Delvist uenig	175	20
Helt uenig	477	56
Total	858	-



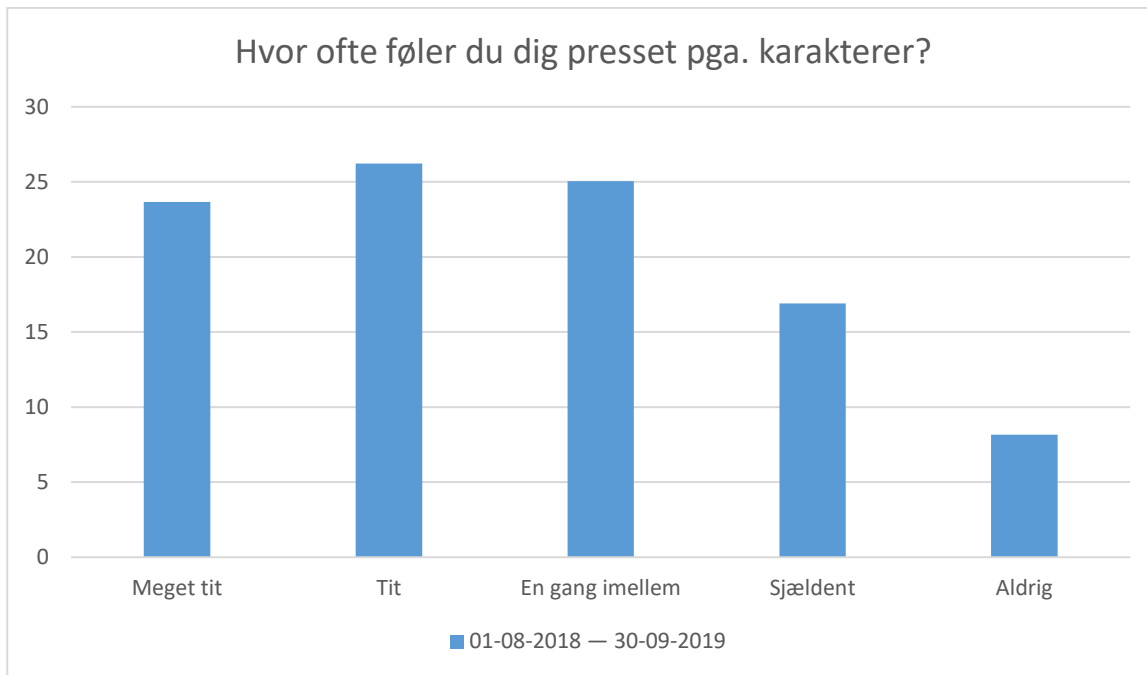
01-08-2018 — 30-09-2019; Gennemsnit: 2,8, spredning: 0,9

Svarmulighed	01-08-2018 — 30-09-2019: Antal	01-08-2018 — 30-09-2019: Andel (%)
Meget tit	84	10
Tit	213	25
En gang imellem	406	47
Sjældent	132	15
Aldrig	23	3
Total	858	-



01-08-2018 — 30-09-2019; Gennemsnit: 2,7, spredning: 1

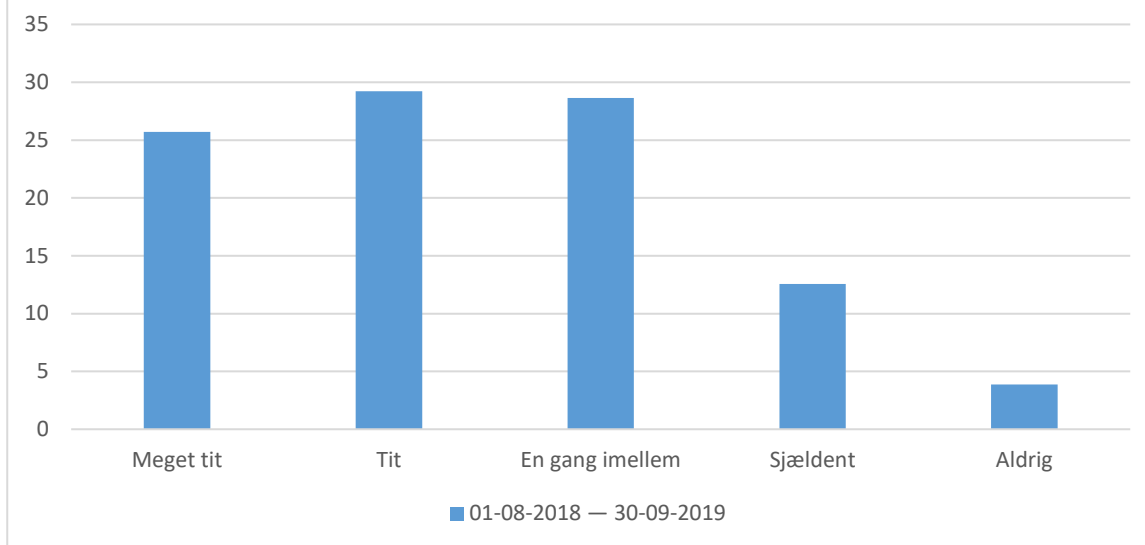
Svarmulighed	01-08-2018 — 30-09-2019: Antal	01-08-2018 — 30-09-2019: Andel (%)
Meget tit	120	14
Tit	249	29
En gang imellem	318	37
Sjældent	147	17
Aldrig	29	3
Total	863	-



01-08-2018 — 30-09-2019; Gennemsnit: 2,6, spredning: 1,2

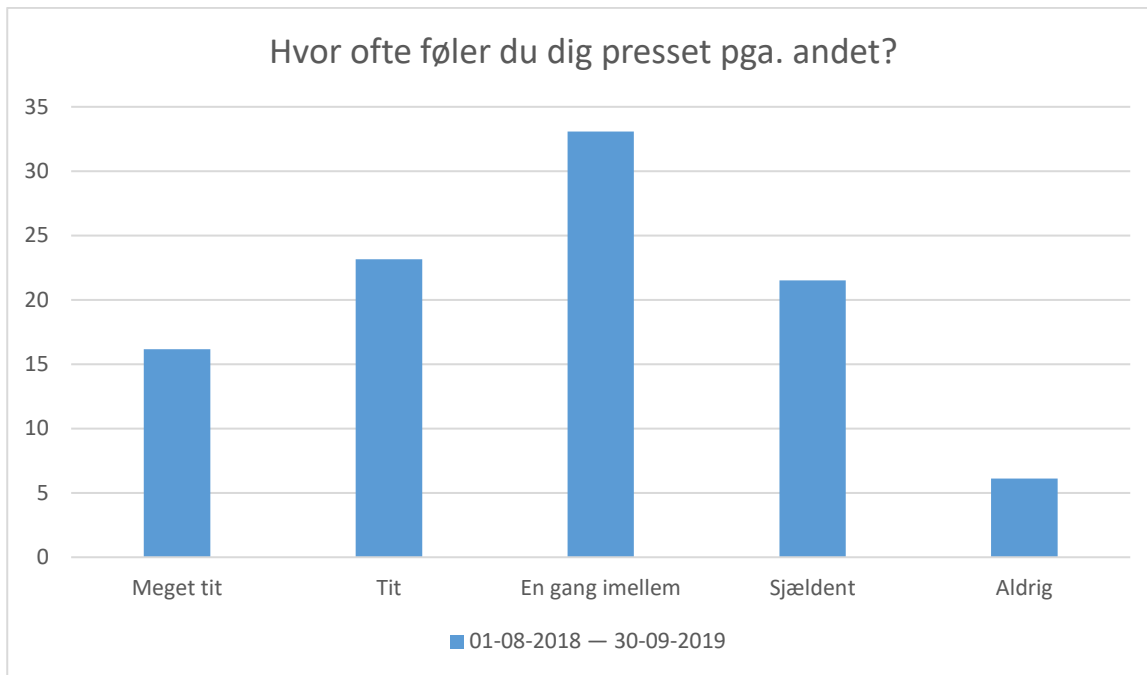
Svarmulighed	01-08-2018 — 30-09-2019: Antal	01-08-2018 — 30-09-2019: Andel (%)
Meget tit	203	24
Tit	225	26
En gang imellem	215	25
Sjældent	145	17
Aldrig	70	8
Total	858	-

Hvor ofte føler du dig presset pga. egne krav og forventninger til skolearbejdet?



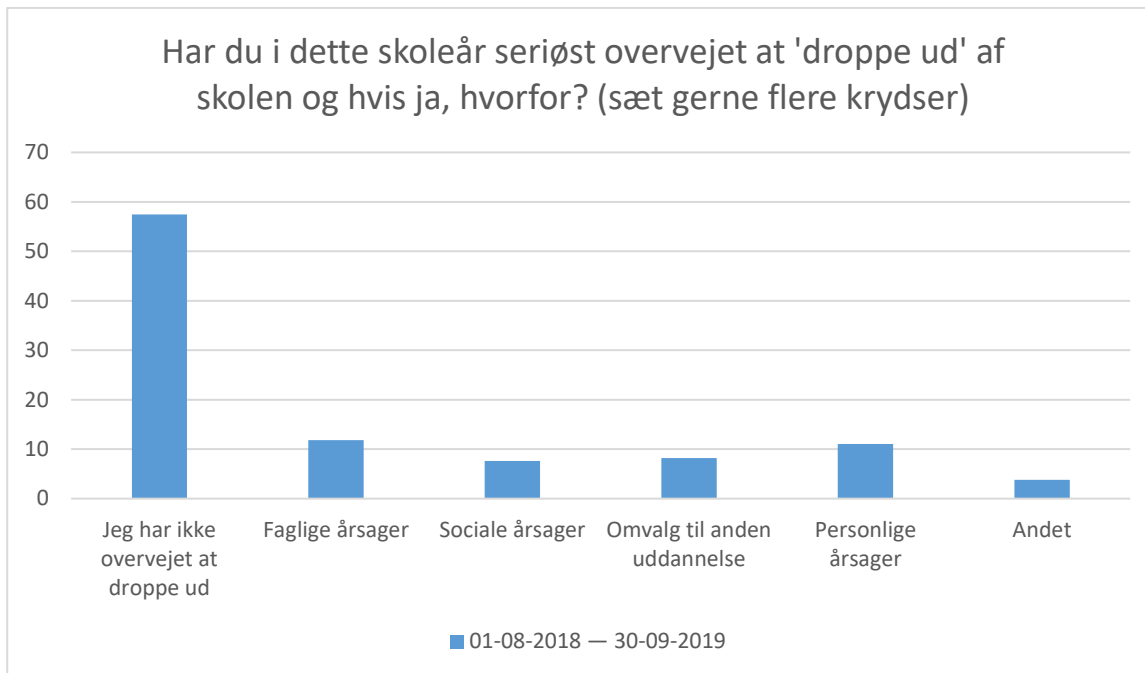
01-08-2018 — 30-09-2019; Gennemsnit: 2,4, spredning: 1,1

Svarmulighed	01-08-2018 — 30-09-2019: Antal	01-08-2018 — 30-09-2019: Andel (%)
Meget tit	219	26
Tit	249	29
En gang imellem	244	29
Sjældent	107	13
Aldrig	33	4
Total	852	-



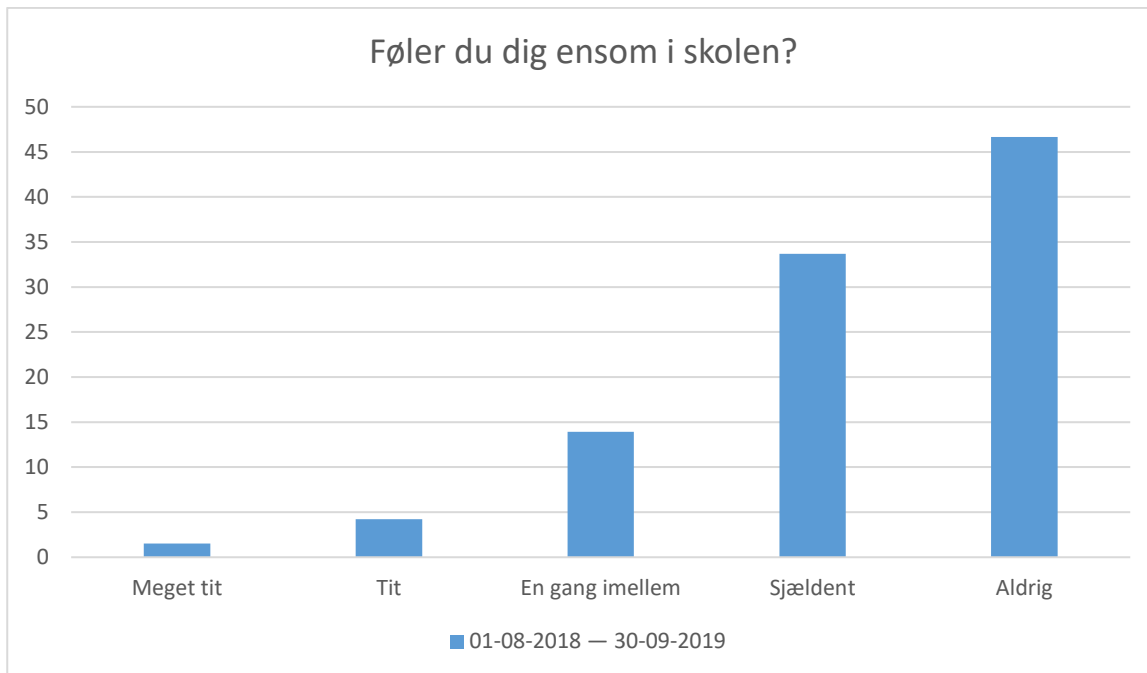
01-08-2018 — 30-09-2019; Gennemsnit: 2,8, spredning: 1,1

Svarmulighed	01-08-2018 — 30-09-2019: Antal	01-08-2018 — 30-09-2019: Andel (%)
Meget tit	127	16
Tit	182	23
En gang imellem	260	33
Sjældent	169	22
Aldrig	48	6
Total	786	-



01-08-2018 — 30-09-2019; Gennemsnit og spredning kan ikke beregnes.

Svarmulighed	01-08-2018 — 30-09-2019: Antal	01-08-2018 — 30-09-2019: Andel (%)
Jeg har ikke overvejet at droppe ud	602	57
Faglige årsager	124	12
Sociale årsager	80	8
Omvalg til anden uddannelse	86	8
Personlige årsager	116	11
Andet	40	4
Total	1048	-

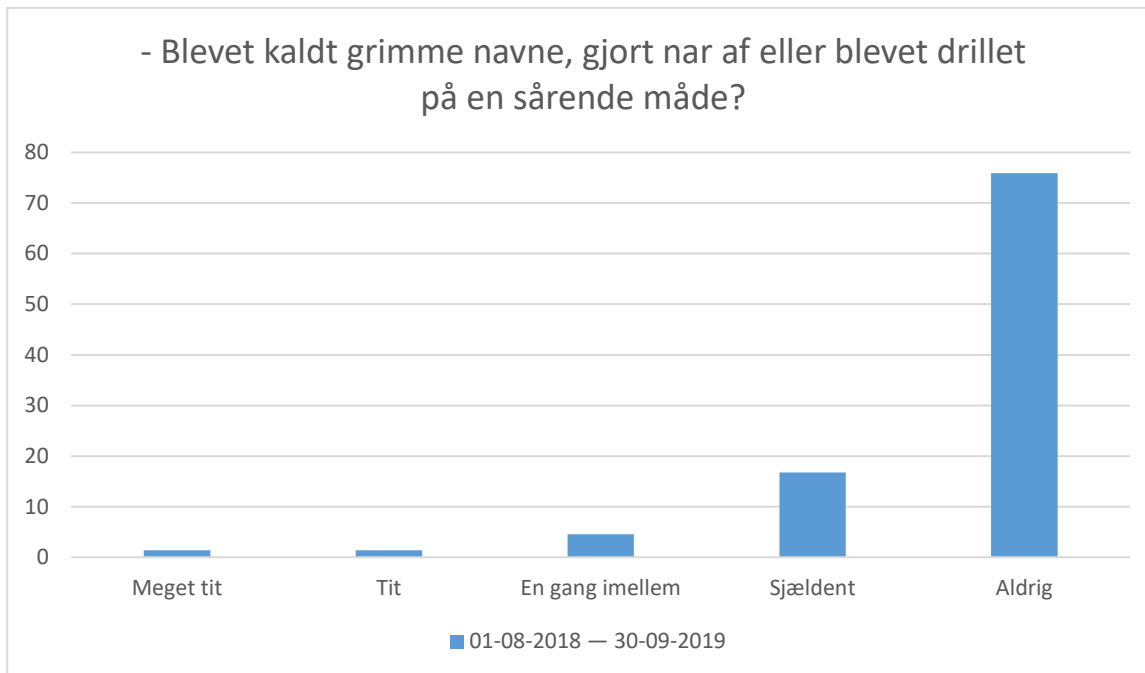


01-08-2018 — 30-09-2019; Gennemsnit: 4,2, spredning: 0,9

Svarmulighed	01-08-2018 — 30-09-2019: Antal	01-08-2018 — 30-09-2019: Andel (%)
Meget tit	13	2
Tit	36	4
En gang imellem	119	14
Sjældent	288	34
Aldrig	399	47
Total	855	-

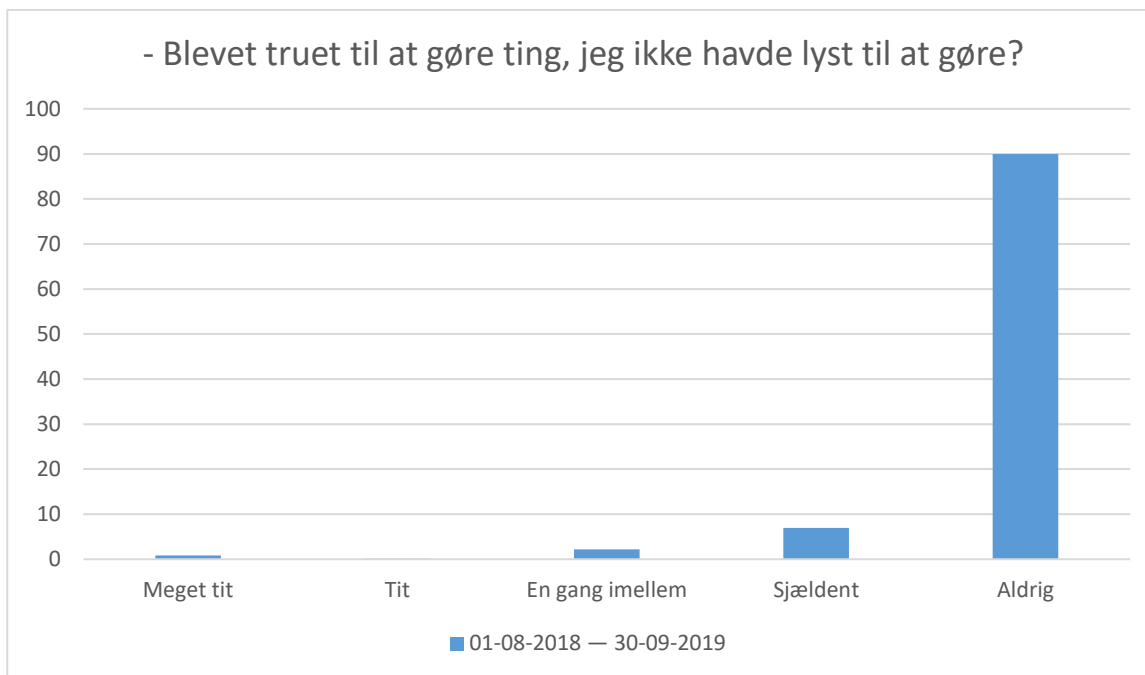
Afsnit H

Spørgsmålet »I hvilket omfang er du det seneste år blevet udsat for følgende af andre elever eller ansatte på skolen?« har ikke nok besvarelser.



01-08-2018 — 30-09-2019; Gennemsnit: 4,6, spredning: 0,8

Svarmulighed	01-08-2018 — 30-09-2019: Antal	01-08-2018 — 30-09-2019: Andel (%)
Meget tit	12	1
Tit	12	1
En gang imellem	39	5
Sjældent	144	17
Aldrig	652	76
Total	859	-



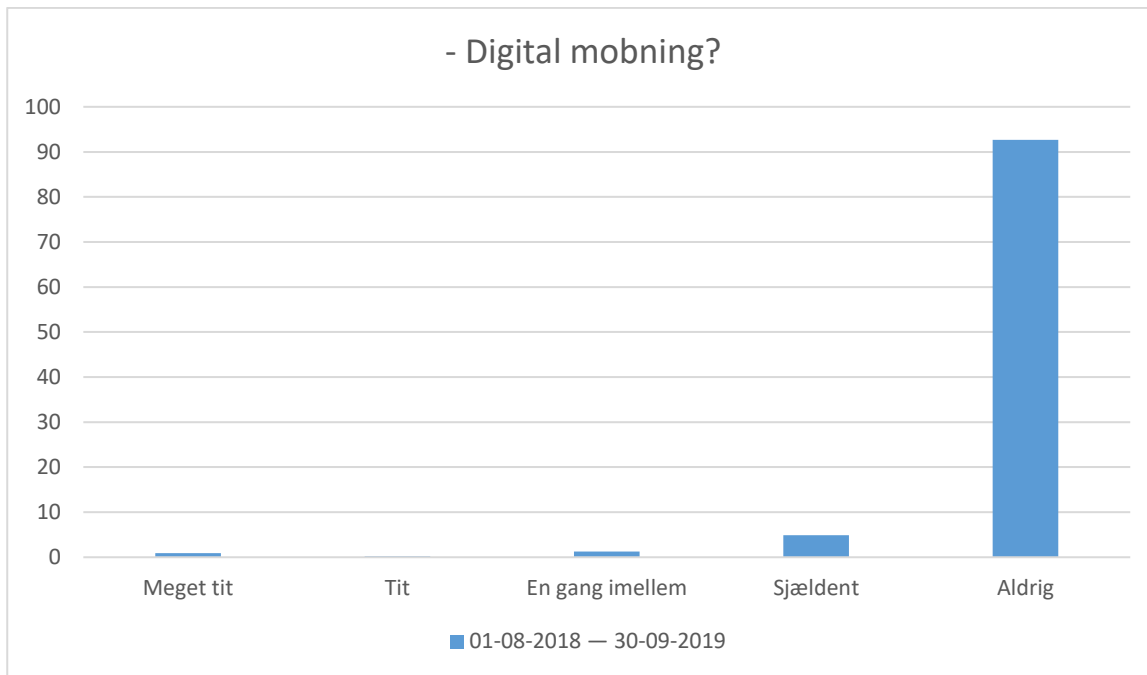
01-08-2018 — 30-09-2019; Gennemsnit: 4,9, spredning: 0,5

Svarmulighed	01-08-2018 — 30-09-2019: Antal	01-08-2018 — 30-09-2019: Andel (%)
Meget tit	7	1
Tit	1	0
En gang imellem	19	2
Sjældent	60	7
Aldrig	779	90
Total	866	-



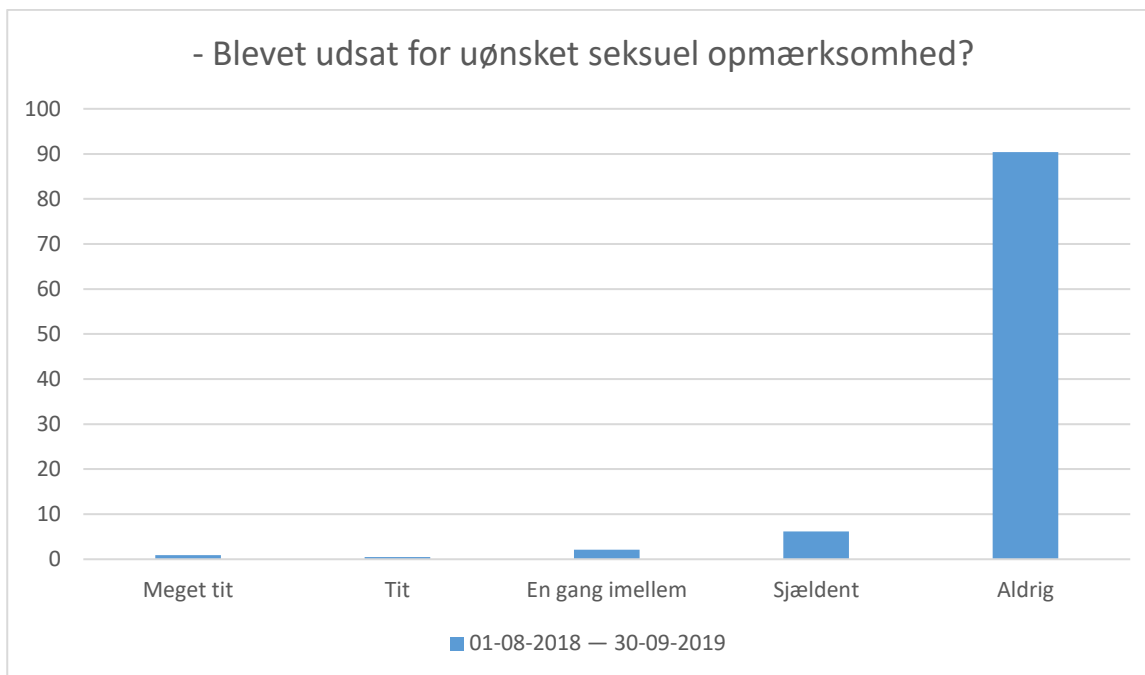
01-08-2018 — 30-09-2019; Gennemsnit: 4,6, spredning: 0,8

Svarmulighed	01-08-2018 — 30-09-2019: Antal	01-08-2018 — 30-09-2019: Andel (%)
Meget tit	15	2
Tit	13	2
En gang imellem	46	5
Sjældent	117	14
Aldrig	662	78
Total	853	-



01-08-2018 — 30-09-2019; Gennemsnit: 4,9, spredning: 0,5

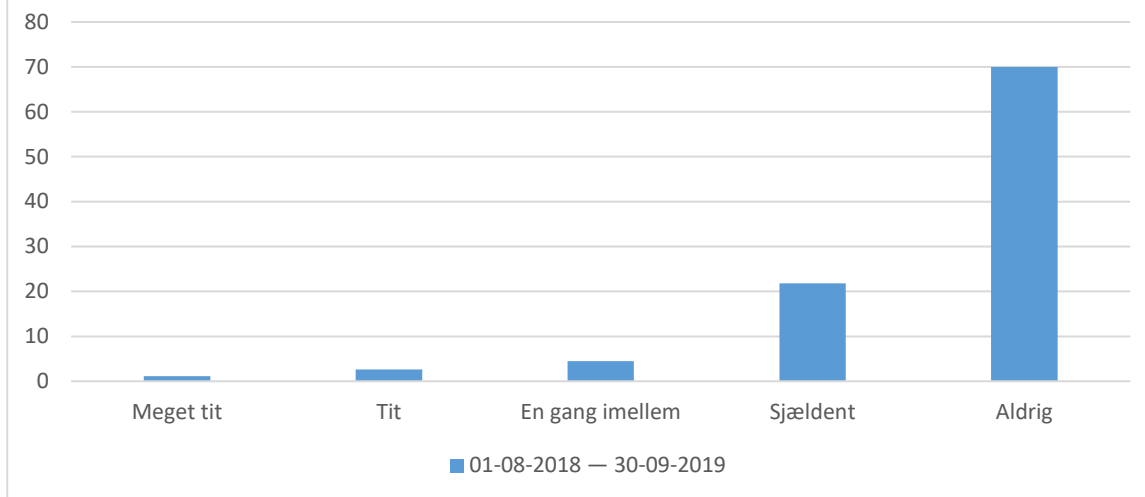
Svarmulighed	01-08-2018 — 30-09-2019: Antal	01-08-2018 — 30-09-2019: Andel (%)
Meget tit	8	1
Tit	2	0
En gang imellem	11	1
Sjældent	42	5
Aldrig	799	93
Total	862	-



01-08-2018 — 30-09-2019; Gennemsnit: 4,8, spredning: 0,6

Svarmulighed	01-08-2018 — 30-09-2019: Antal	01-08-2018 — 30-09-2019: Andel (%)
Meget tit	8	1
Tit	4	0
En gang imellem	18	2
Sjældent	53	6
Aldrig	778	90
Total	861	-

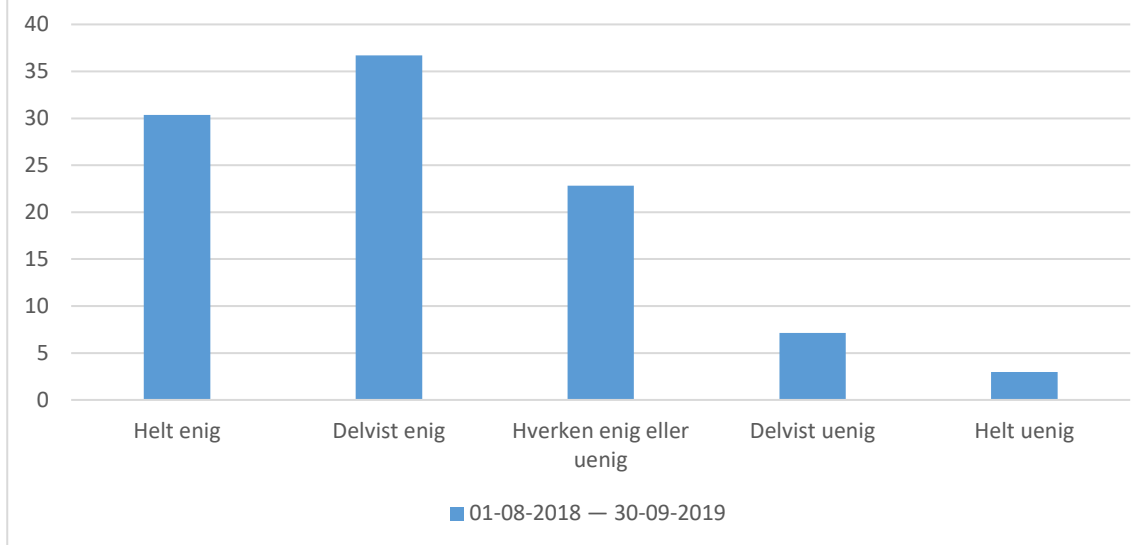
I hvilket omfang har du det seneste år oplevet, at elever eller ansatte på skolen er blevet presset til at gøre ting, som de ikke havde lyst til at gøre?



01-08-2018 — 30-09-2019; Gennemsnit: 4,6, spredning: 0,8

Svarmulighed	01-08-2018 — 30-09-2019: Antal	01-08-2018 — 30-09-2019: Andel (%)
Meget tit	9	1
Tit	21	3
En gang imellem	36	4
Sjældent	175	22
Aldrig	562	70
Total	803	-

Der er gode muligheder på skolen for at få støtte og vejledning, hvis det har været svært.



01-08-2018 — 30-09-2019; Gennemsnit: 3,8, spredning: 1

Svarmulighed	01-08-2018 — 30-09-2019: Antal	01-08-2018 — 30-09-2019: Andel (%)
Helt enig	225	30
Delvist enig	272	37
Hverken enig eller uenig	169	23
Delvist uenig	53	7
Helt uenig	22	3
Total	741	-

